

125 A

440 V U MAXI

HIGH TEMPERATURE PLUG DSHT

NEW

150 °C



IP44



10-35 mm² (1)
10-50 mm² (2)



METAL



IK09



2 AUX

(1) Flexible wiring (min.-max.).
(2) Stranded wiring (min.-max.).



No breaking under load

Other configurations on request

OTHER FEATURES

Pre-cabled auxiliaries - high-temperature cable	1.5 mm ²
Earthing cable section	35 mm ² max.






SOCKET-OUTLET
DSHT





CONNECTOR
DSHT

220-250 V AC	1P+N+E	3964H15	3968H15
380-440 V AC	3P+E	3964H13	3968H13
220-250 V AC 380-440 V AC	3P+N+E	3964H17	3968H17
Auxiliaries 5 A/500 V AC	+ 2 contacts	Ref. + 972	Ref. + 972

OPTIONS	Reference
LOCKING PIN FOR 2 PADLOCKS Ø 4 TO 8 mm (PADLOCKS NOT SUPPLIED)	
	Réf + 843

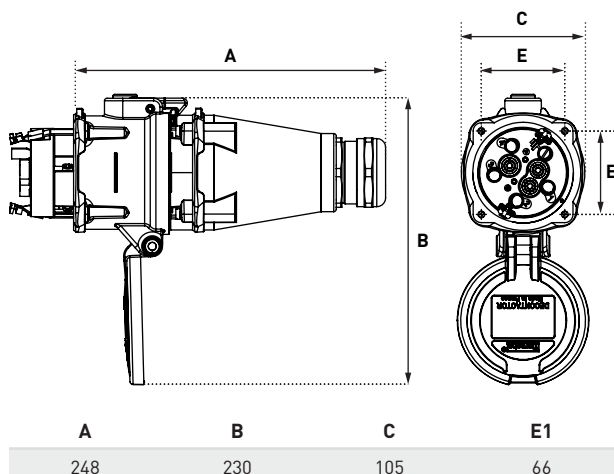
BOXES (WITHOUT CABLE GLAND)		Input	Reference
METAL BOX (+ EARTHING WIRE) + METAL SLEEVE			
	30°	M25	574C3M25185
	30°	M32	574C3M32185
	30°	M40	574C3M40185
	30°	M50	574C3M50185

HANDLE (WITHOUT CABLE GLAND)	Input	Reference
METAL HANDLE (+ EARTHING WIRE)		
	M25	574P0M25185
	M32	574P0M32185
	M40	574P0M40185
	M50	574P0M50185

HIGH TEMPERATURE CABLE GLAND (IP 2X)	Cable outer Ø	Input	Reference
	12,0 - 20,5 mm	M25	9PEM25BR
	18,0 - 27,8 mm	M32	9PEM32BR
	24,0 - 33,0 mm	M40	9PEM40BR
	33,0 - 42,0 mm	M50	9PEM50BR

DRAWINGS AND DIMENSIONS

PLUG ON SOCKET OUTLET



PLUG ON 30° WALL MOUNTED SOCKET OUTLET

