MCV (M23) Series Receptacles

6, 7 & 12 Conductor M23 Series Receptacles, 16/18AWG

Panel Mount Receptacles | M2.7 & M3.2 Thru Hole | IP67 Rating

6 & 7 pole are not UL listed.

# of Poles	Male Faceview	Color Code	Wire AWG Rating	Thru Hole Size	Male Receptacles	Female Receptacles	
						Male Threads	Female Threads
6	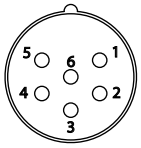 M23 x 1	1. White 2. Red 3. Green/Yellow 4. Orange 5. Black 6. Blue	16 AWG 600V 8A	M2.7	MCV-6MR-**-PM27	MCV-6FR-**-PM27	MCV-6FRF-**-PM27
				M3.2	MCV-6MR-**-PM32	MCV-6FR-**-PM32	MCV-6FRF-**-PM32
7	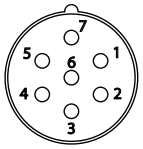 M23 x 1	1. White/Black 2. Black 3. White 4. Red 5. Orange 6. Blue 7. Green/Yellow	16 AWG 600V 8A	M2.7	MCV-7MR-**-PM27	MCV-7FR-**-PM27	MCV-7FRF-**-PM27
				M3.2	MCV-7MR-**-PM32	MCV-7FR-**-PM32	MCV-7FRF-**-PM32
12	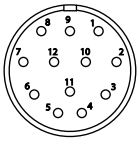 M23 x 1	1. Brown 2. Brown/White 3. Blue 4. White 5. Green 6. Yellow 7. Gray 8. Pink 9. Red 10. Black 11. Violet 12. Green/Yellow	18 AWG 300V 4A	M2.7	MCV-12MR-**-PM27	MCV-12FR-**-PM27	MCV-12FRF-**-PM27
				M3.2	MCV-12MR-**-PM32	MCV-12FR-**-PM32	MCV-12FRF-**-PM32

** Length in meters. 0.3m leads are standard. Longer lead lengths are available, please consult the factory for part numbers.

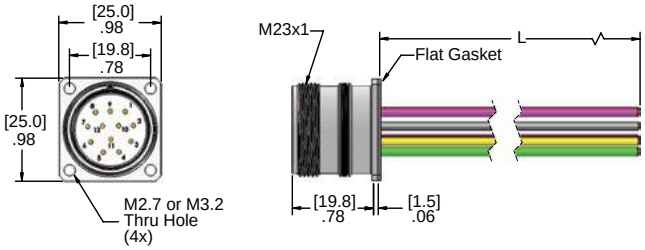

Male Receptacle

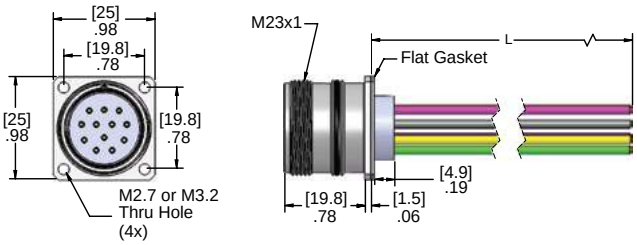

Female Receptacle with Male Thread

Specifications:

Shell:	Nickel Plated Brass
Insulator:	PBT
Contacts:	Copper Alloy with Gold Plating
O-Ring:	NBR
Temperature:	-40°C to 105°C (-40°F to +221°F)

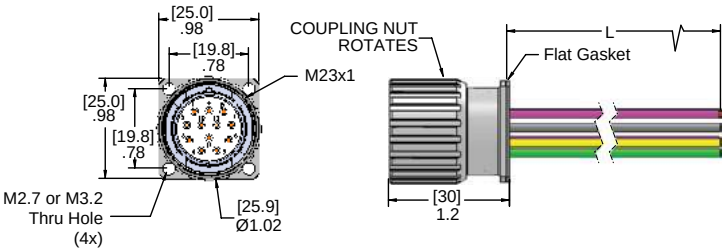

Female Receptacle with Female Thread