

The Industry Leader in

PANEL INTERFACE CONNECTORS

IP65 | UL Type 4, 4X, 12 | UL File #: E491186



*WITH THOUSANDS OF COMPONENTS
AND UNLIMITED POSSIBILITIES*



[panel mount receptacles]



[low profile enclosures]



[standard metal enclosures]



[port adapters]

Panel Interface Connectors

Thousands of Components and Unlimited Possibilities

Port Adapters | Panel Mount Junction Blocks | Components | Accessories



UL File #:
E491186

A panel interface connector(PIC) is a device that typically mounts to the outside of a control panel housing a PLC, computer, or other type of programmable device. Once in place, the PIC, which houses convenient pass through connections, allows quick, easy, safe access to the controls inside the cabinet.

D-sub
Connectors



Resets

Power Port



Data Highways

Communication
Port




Housings

Benefits of PICs

- The ability to quickly interface directly with the contents of the cabinet without opening the main cabinet door
- With thousands of component combinations, you can easily configure your PIC to match your specific requirements
- Avoid potential safety hazards, such as Arc Flash, associated with opening a panel under load

Variety of Options

Mencom currently has well over 3,000 designs in production. Our team of engineers are designing new and custom PIC models every day. We are not limited to just what is represented in this catalog, so please contact us regarding your requirements.

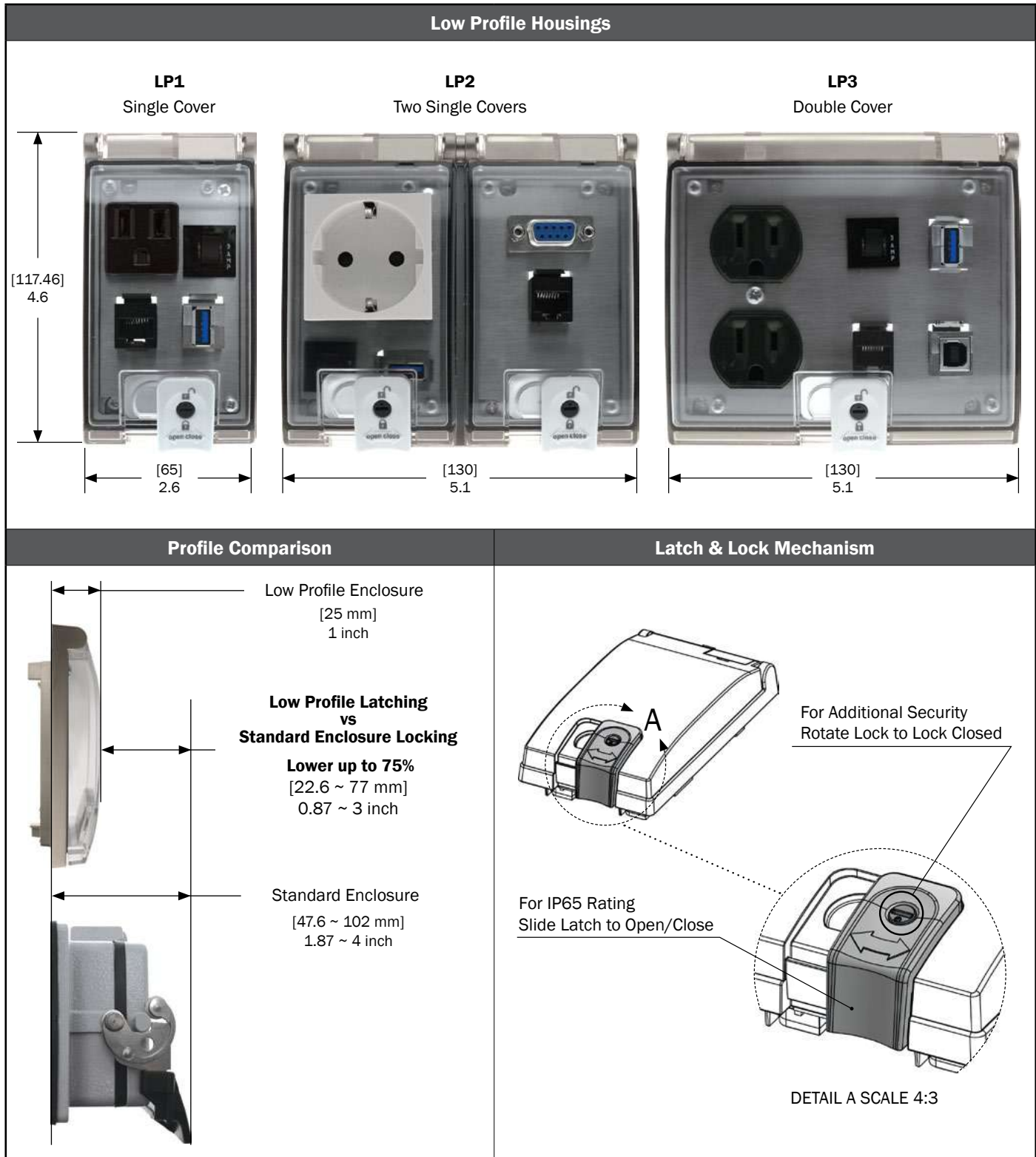


Low Profile Versions





Dimensional, and Panel Cut-Out information found on page 25





Panel Interface Connectors

Standard Metal Housings




Standard Metal Housing | Panel Mount Junction Blocks | UL Type 4, 4X, 12 | IP65 Rating




Dimensional, and Panel Cut-Out information found on page 26 & 27


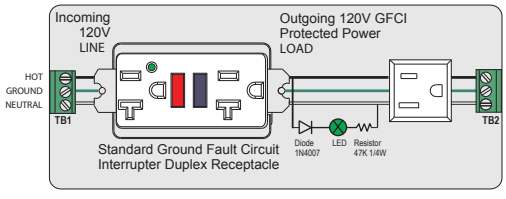
Standard Metal Housings



Panel Mount Junction Blocks





GFD P1 Power Port	
NFPA 79 Compliant	GFD P1 Schematic without Circuit Breaker
 <ul style="list-style-type: none"> - 3 GFCI-protected receptacles (2 Outside & 1 Inside) - Easy and Safe TEST/RESET outside the panel - Outgoing Terminals for GFCI Protected Power 	 <p>To additional receptacles as per local codes</p>

Easy Access Terminal Block Wiring	
	 <p>Terminal Block</p> <p>Finger Safe Cover Internal connections to power ports are finger safe</p>

Panel Interface Connectors

Thousands of Components and Unlimited Possibilities



Contents

Part Number Matrix	7																								
Popular Models	<table><tr><td>.....</td><td>The Most Popular Models with Images</td><td>8 ~ 15</td></tr><tr><td>.....</td><td>Other Popular Models</td><td>16 ~ 21</td></tr></table>	The Most Popular Models with Images	8 ~ 15	Other Popular Models	16 ~ 21																			
.....	The Most Popular Models with Images	8 ~ 15																								
.....	Other Popular Models	16 ~ 21																								
Components	<table><tr><td>.....</td><td>Power Ports</td><td>22</td></tr><tr><td>.....</td><td>Communication Ports</td><td>23</td></tr><tr><td>.....</td><td>Data Highway & Resets</td><td>24</td></tr><tr><td>.....</td><td>Housings</td><td>25 ~ 28</td></tr><tr><td>.....</td><td>Extension Cables</td><td><table><tr><td>.....</td><td>D-Sub with Guaranteed Color Code</td><td>29</td></tr><tr><td>.....</td><td>RJ45</td><td>30</td></tr><tr><td>.....</td><td>Other Cables</td><td>31</td></tr></table></td></tr></table>	Power Ports	22	Communication Ports	23	Data Highway & Resets	24	Housings	25 ~ 28	Extension Cables	<table><tr><td>.....</td><td>D-Sub with Guaranteed Color Code</td><td>29</td></tr><tr><td>.....</td><td>RJ45</td><td>30</td></tr><tr><td>.....</td><td>Other Cables</td><td>31</td></tr></table>	D-Sub with Guaranteed Color Code	29	RJ45	30	Other Cables	31	
.....	Power Ports	22																								
.....	Communication Ports	23																								
.....	Data Highway & Resets	24																								
.....	Housings	25 ~ 28																								
.....	Extension Cables	<table><tr><td>.....</td><td>D-Sub with Guaranteed Color Code</td><td>29</td></tr><tr><td>.....</td><td>RJ45</td><td>30</td></tr><tr><td>.....</td><td>Other Cables</td><td>31</td></tr></table>	D-Sub with Guaranteed Color Code	29	RJ45	30	Other Cables	31															
.....	D-Sub with Guaranteed Color Code	29																								
.....	RJ45	30																								
.....	Other Cables	31																								
Accessories	32																								
Port Adapters	<table><tr><td>.....</td><td>Metal</td><td>33</td></tr><tr><td>.....</td><td>Plastic</td><td>34</td></tr><tr><td>.....</td><td>Back Mount</td><td>35</td></tr></table>	Metal	33	Plastic	34	Back Mount	35																
.....	Metal	33																								
.....	Plastic	34																								
.....	Back Mount	35																								
Panel Mount Junction Blocks	<table><tr><td>.....</td><td>JDC (M12) Series</td><td>36 ~ 40</td></tr><tr><td>.....</td><td>Ethernet Series</td><td>41 ~ 42</td></tr></table>	JDC (M12) Series	36 ~ 40	Ethernet Series	41 ~ 42																			
.....	JDC (M12) Series	36 ~ 40																								
.....	Ethernet Series	41 ~ 42																								
Private Labeling	43																								

Basic PIC Facts

- UL File # E491186
- Models containing an international power outlet do not carry UL.
- All connections are normally straight through, pin 1 to pin 1, etc.
- All D-Sub connectors are FEMALE EXTERIOR and MALE INTERIOR referenced to the cabinet. Other configurations such as male interior and exterior, male exterior and female interior, and female interior and exterior are available.
- The 9 pin and 25 pin D-Subs pin configurations are available as a break out configuration in some units. These connectors allow for the D-Sub to be separated into individual lines. This allows the user to connect to the D-Sub by way of screw terminal connections.
- All "mini-DIN" and circular DINS, BNC, Coax and RJs are configured FEMALE EXTERIOR and INTERIOR.
- The standard reset is a 3 amp to limit the power output of the unit. Other amperages are available, please consult the factory.

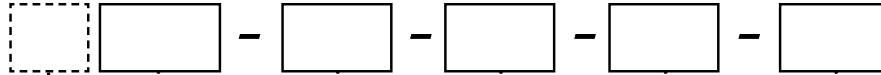


Panel Interface Connectors

Panel Interface Connectors Part Number Matrix



More components available - Please consult factory



Prefix

Blank	=	N/A
DH	=	Data Highway
LP1	=	Low Profile Housing with Single Cover
LP2	=	Low Profile Housing with Two Single Covers
LP3	=	Low Profile Housing with Double Cover

Power Ports

120V/250V

D (or Blank)	=	No Power Receptacle
DP	=	120V Duplex Receptacle
DP1	=	120V Simplex Receptacle
DPT	=	120V "Twist Lock" Duplex Receptacle
DPIG	=	120V Isolated Ground Duplex Receptacle
GF	=	120V GFCI Receptacle
GFDP1	=	Front: 120V GFCI Receptacle Back: 120V Simplex Receptacle
DEC	=	250V/15A Female Receptacle
DMC	=	250V/15A Male Receptacle

International

EP	=	Continental European Receptacle
DIN	=	India Receptacle
DUK	=	United Kingdom Receptacle
DAS	=	Australian Receptacle
DCH1	=	China 10 AMP
DCH2	=	China 16 AMP
FR	=	French Receptacle
DUN	=	Universal Receptacle

D-Sub Connectors

9 Pin

DB9	=	9 Pin D-Sub Female Ext/Male Interior
DB9M	=	9 Pin D-Sub Male Ext/Male Interior
MDB9	=	9 Pin D-Sub Male Ext/Female Interior
DB9F	=	9 Pin D-Sub Female Ext/Female Interior

15 Pin

DB15	=	15 Pin D-Sub Female Ext/Male Interior
DB15M	=	15 Pin D-Sub Male Ext/Male Interior
MDB15	=	15 Pin D-Sub Male Ext/Female Interior
DB15F	=	15 Pin D-Sub Female Ext/Female Interior
DDB15	=	Hi-Density 15 Pin D-Sub Female Ext/Male Interior
DDB15M	=	Hi-Density 15 Pin D-Sub Male Ext/Male Interior
MDB15	=	Hi-Density 15 Pin D-Sub Male Ext/Female Interior
DDB15F	=	Hi-Density 15 Pin D-Sub Female Ext/Interior

25 Pin

DB25	=	25 Pin D-Sub Female Ext/Male Interior
DB25M	=	25 Pin D-Sub Male Ext/Male Interior
MDB25	=	25 Pin D-Sub Male Ext/Female Interior
DB25F	=	25 Pin D-Sub Female Ext/Female Interior

37 Pin

DB37	=	37 Pin D-Sub Female Ext/Male Interior
DB37M	=	37 Pin D-Sub Male Ext/Male Interior
MDB37	=	37 Pin D-Sub Male Ext/Female Interior
DB37F	=	37 Pin D-Sub Female Ext/Female Interior

D-Sub to Screw Terminal Block

DB9-PC9	=	9 Pin D-Sub Female to a Discrete Wire Pluggable Screw Terminal Block
DB25-PC25	=	25 Pin D-Sub Female to a Discrete Wire Pluggable Screw Terminal Block

Housings

06(LS)	=	Size 6 Bulkhead Housing
10(LS)	=	Size 10 Bulkhead Housing
16(LS)	=	Size 16 Bulkhead Housing
24(LS)	=	Size 24 Bulkhead Housing
32(LS)	=	Size 32 Bulkhead Housing
48(LS)	=	Size 48 Bulkhead Housing
P06	=	Size 6 Surface Mount Housing
P10	=	Size 10 Surface Mount Housing
P16	=	Size 16 Surface Mount Housing
P24	=	Size 24 Surface Mount Housing
P32	=	Size 32 Surface Mount Housing
P48	=	Size 48 Surface Mount Housing

Resets

NR (or Blank)	=	No Reset
R	=	3 AMP Reset
5R	=	5 AMP Reset
10R	=	10 AMP Reset
15R	=	15 AMP Reset

Communication Ports

Ethernet

RJ45	=	Ethernet Female/Female
RJ11/12	=	Standard Phone Female/Female
RJ22	=	Handset Jack Female/Female

Radio-Frequency

BNC	=	BNC Female/Female
CX	=	Coaxial Female/Female

Mini-Din

8M	=	8 Pin Mini-DIN Female/Female
6M	=	6 Pin Mini-DIN Female/Female

USB

USB	=	2 USB 3.0 Form A to USB 3.0 Form A Female/Female
USB-*	=	Form A Female to Form A Male Cable by the Foot
USB-AFAF	=	Single USB 3.0 Form A Female to USB 3.0 Form A Female
USB-AFBF	=	Single Form A Female to Form B Female
USB-BFBF	=	Single Form B Female to Form B Female
USB-BFAF	=	Single Form B Female to Form A Female

* Length in feet.

Others

FOPT	=	Fiber Optic
HDMI	=	High-Definition Multimedia Interface



Panel Interface Connectors

Popular PIC Models



Low Profile LP1 Housing | UL Type 4, 12 | IP65 Rating

Part Number	Description	Faceview	Part Number	Description	Faceview
LP1-2DB9	2 x 9 Pin D-Sub LP1 Housing		LP1-DB9-USB-*	9 Pin D-Subs USB Form A Female with Cable to USB Form A Male LP1 Housing	
LP1-2RJ45	2 x RJ45 LP1 Housing		LP1-DCH1-RJ45-R	China 10 AMP Receptacle RJ45 3 AMP Reset LP1 Housing	
LP1-2USB-*	2 x USB Form A Female with Cable to USB Form A Male LP1 Housing		LP1-DP	Duplex Receptacle LP1 Housing	
LP1-2USB-AFAF	2 x USB A connections LP1 Housing		LP1-DP1	Single Outlet LP1 Housing	
LP1-2USB-BFAF	2 x USB Female Form B to Female Form A LP1 Housing		LP1-DP1-2RJ45	Single Outlet 2 x RJ45 LP1 Housing	
LP1-4RJ45	4 x RJ45 LP1 Housing		LP1-DP1-2RJ45-R	Single Outlet 2 x RJ45 3 AMP Reset LP1 Housing	
LP1-DB25	25 Pin D-Sub LP1 Housing		LP1-DP1-DB9	Single Outlet 9 Pin D-Sub LP1 Housing	
LP1-DB9	9 Pin D-Sub LP1 Housing		LP1-DP1-DB9-RJ45	Single Outlet 9 Pin D-Sub RJ45 LP1 Housing	
LP1-DB9-RJ45	9 Pin D-Sub RJ45 LP1 Housing		LP1-DP1-R	Single Outlet 3 AMP Reset LP1 Housing	

* Length in feet. Standard cable lengths are 3,6 & 10 feet. Consult factory for other lengths.

Stainless steel UL Type 4X versions in development. Consult factory for more information.

PICs with International outlets are non-UL.



Panel Interface Connectors

Popular PIC Models



Low Profile LP1 & LP2 Housing | UL Type 4, 12 | IP65 Rating

Part Number	Description	Faceview	Part Number	Description	Faceview
LP1-DP1-RJ45-R	Single Outlet RJ45 3 AMP Reset LP1 Housing		LP1-RJ45	RJ45 LP1 Housing	
LP1-DP1-RJ45-USB-AFAF-R	Single Outlet RJ45 USB Female Form A to Female Form A 3 AMP Reset LP1 Housing		LP1-RJ45-2USB-*	RJ45 2 x USB Form A Female with Cable to USB Form A Male LP1 Housing	
LP1-DP1-RJ45-USB-BFAF-R	Single Outlet RJ45 USB Female Form B to Female Form A 3 AMP Reset LP1 Housing		LP1-RJ45-USB-*	RJ45 USB Form A Female with Cable to USB Form A Male LP1 Housing	
LP1-DP1-USB-AFAF-R	Single Outlet USB Female Form A to Female Form A 3 AMP Reset LP1 Housing		LP1-USB-*	USB Form A Female with Cable to USB Form A Male LP1 Housing	
LP1-EP-R	Continental European Receptacle 3 AMP Reset LP1 Housing		LP1-USB-AFAF	USB Female Form A to Female Form A LP 1 Housing	
LP1-EP-RJ45	Continental European Receptacle RJ45 LP1 Housing		LP1-USB-BFAF	Single Outlet USB Female Form B to Female Form A LP1 Housing	
LP1-EP-RJ45-R	European Receptacle RJ45 3 AMP Reset LP1 Housing		LP2-2GF	2 x GFCI Receptacle LP2 Housing	
LP1-GF	GFCI Receptacle LP1 Housing		LP2-8RJ45	8 x RJ45 LP2 Housing	
LP1-RJ11	RJ11 LP1 Housing		LP2-DBR-DB9-RJ45-2USB-AFAF-R	Brazilian Receptacle 9 pin D-Sub RJ45 2xUSB A connections 3 AMP Reset LP2 Housing	

* Length in feet. Standard cable lengths are 3,6 & 10 feet. Consult factory for other lengths.

Stainless steel UL Type 4X versions in development. Consult factory for more information.

PICs with International outlets are non-UL.



Panel Interface Connectors

Popular PIC Models



Low Profile LP2 & LP3 Housing | UL Type 4, 12 | IP65 Rating

Part Number	Description	Faceview	Part Number	Description	Faceview
LP2-DP1-2DB9-RJ45-R	Single Outlet 2 x 9 Pin D-Subs RJ45 3 AMP Reset LP2 Housing		LP2-GF-RJ45S	GFCI Receptacle Shielded RJ45 LP2 Housing	
LP2-EP-RJ45	Continental European Receptacle RJ45 LP2 Housing		LP2-GF-RJ45-USB-AFAF	GFCI Receptacle RJ45 USB Form B Female to Form A Female LP2 Housing	
LP2-EP-RJ45-R	Continental European Receptacle RJ45 3 AMP Reset LP2 Housing		LP2-GF-RJ45-USB-BFAF	GFCI Receptacle RJ45 USB Female Form B to Female Form A LP2 Housing	
LP-EP-2	2 x Continental European Receptacle LP2 Housing		LP3-DP-2RJ45-R	Duplex Receptacle 2 - RJ45 3 AMP Reset LP3 Housing	
LP2-GF-2DB9-RJ45	GFCI Receptacle 2 x 9 Pin D-Sub RJ45 LP2 Housing		LP3-DP-DB9-PC9-RJ45-R	Duplex Receptacle 9 Pin D-Sub to Terminal Block RJ45 3 AMP Reset LP3 Housing	
LP2-GF-2RJ45	GFCI Receptacle 2 x RJ45 LP2 Housing		LP3-DP-DB9-RJ45-R	Duplex Receptacle 9 Pin D-Sub RJ45 3 AMP Reset LP3 Housing	
LP2-GF-2RJ45-USB-BFAF	GFCI Receptacle 2 x RJ45 USB Form B Female to Form A Female LP2 Housing		LP3-DP-RJ11-RJ45-R	Duplex Receptacle RJ11 RJ45 3 AMP Reset LP3 Housing	
LP2-GF-RJ45	GFCI Receptacle RJ45 LP2 Housing		LP3-DP-RJ45-R	Duplex Receptacle RJ45 3 AMP Reset LP3 Housing	
LP2-GF-RJ45-2USB-AFAF	GFCI Receptacle 2xUSB A connections RJ45 LP2 Housing		LP3-EP-15R	Continental European Receptacle 15 AMP Reset LP3 Housing	

* Length in feet. Standard cable lengths are 3,6 & 10 feet. Consult factory for other lengths.

Stainless steel UL Type 4X versions in development. Consult factory for more information.



Panel Interface Connectors

Popular PIC Models



Low Profile LP3 Housing | UL Type 4, 12 | IP65 Rating

Part Number	Description	Faceview	Part Number	Description	Faceview
LP3-EP-2	2 x Continental European Receptacle LP3 Housing		LP3-GF-DB9M-RJ45-R	GFCI Receptacle 9 Pin D-Sub Male Exterior/Male Interior RJ45 3 AMP Reset LP3 Housing	
LP3-EP-DB9-RJ45-R	Continental European Receptacle 9 Pin D-Sub RJ45 3 AMP Reset LP3 Housing		LP3-GF-DB9-RJ45-R	GFCI Receptacle 9 Pin D-Sub RJ45 3 AMP Reset LP3 Housing	
LP3-EP-RJ45-2USB-*-R	Contl. European Recp. RJ45 2 x USB Form A Female with Cable to USB Form A Male 3 AMP Reset LP3 Housing		LP3-GF-R	GFCI Receptacle 3 AMP Reset LP3 Housing	
LP3-EP-RJ45-R	Continental European Receptacle RJ45 3 AMP Reset LP3 Housing		LP3-GF-RJ45	GFCI Receptacle RJ45 LP3 Housing	
LP3-GF-15R	GFCI Receptacle 15 AMP Reset LP3 Housing		LP3-GF-RJ45-15R	GFCI Receptacle RJ45 15 AMP Reset LP3 Housing	
LP3-GF-2RJ45-R	GFCI Receptacle 2 x RJ45 3 AMP Reset LP3 Housing		LP3-GF-RJ45-R	GFCI Receptacle RJ45 3 AMP Reset LP3 Housing	
LP3-GF-2USB-AFAF-R	GFCI Receptacle 2xUSB A connections 3 AMP Reset LP3 Housing		LP3-GF-RJ45S-R	GFCI Receptacle Shielded RJ45 3 AMP Reset LP3 Housing	
LP3-GF-DB15-R	GFCI Receptacle 15 Pin D-Sub 3 AMP Reset LP3 Housing		LP3-GF-RJ45-USB-*-R	GFCI Receptacle RJ45 USB Form A Female with Cable to USB Form A Male 3 AMP Reset LP3 Housing	
LP3-GF-DB9F-RJ45-R	GFCI Receptacle 9 pin D-Sub Female Exterior/Female Interior RJ45 3 AMP Reset LP3 Housing		LP3-GF-USB-AFAF-R	GFCI Receptacle USB Form A Female to Form A Female 3 AMP Reset LP3 Housing	

* Length in feet. Standard cable lengths are 3,6 & 10 feet. Consult factory for other lengths.

Stainless steel UL Type 4X versions in development. Consult factory for more information.



Panel Interface Connectors

Popular PIC Models


















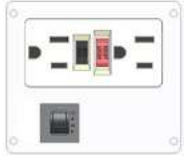


Standard Metal Housing | UL Type 4, 4X, 12 | IP65 Rating

Part Number	Description	Faceview	Part Number	Description	Faceview
GF-RJ45-R-32	GFCI Receptacle RJ45 3 AMP Reset Size 32 Housing		GF-DB9-RJ45-R-32	GFCI Receptacle 9 Pin D-Sub RJ45 3 AMP Reset Size 32 Housing	
DP1-RJ45-16LS	Single Outlet RJ45 Size 16 Housing		DB09-06LS	9 Pin D-Sub Size 6 Housing	
DP-RJ45-R-32	Duplex Receptacle RJ45 3 AMP Reset Size 32 Housing		DP1-DB9-RJ45-16LS	Single Outlet 9 Pin D-Sub RJ45 Size 16 Housing	
DP1-RJ45-R-24LS	Single Outlet RJ45 3 AMP Reset Size 24 Housing		EP-RJ45-R-32	European Receptacle RJ45 3 AMP Reset Size 32 Housing	
D-USB-*.06LS	USB Form A Female with Cable to USB Form A Male Size 6 Housing		RJ45-CVKIT	Ethernet Kit RJ45 Size 6 Housing (Hood Incl.)	
GF-2-48LS	2 x GFCI Receptacle Size 48 Housing		DP-USB-RJ45-32	Duplex Receptacle 2xUSB A Connections RJ45 Size 32 Housing	
GF-USB-RJ45-32	GFCI Receptacle 2xUSB A connections RJ45 Size 32 Housing		GF-DB15-RJ45-USB-BFAF-32	GFCI Receptacle 15 Pin D-Sub RJ45 USB Form B Female to Form A Female Size 32 Housing	
GF-RJ45-32	GFCI Receptacle RJ45 Size 32 Housing		RJ45-2-10LS	2- RJ45 Size 10 Housing	
RJ45-06LS	RJ45 Size 6 Housing		DP-3USB-AFAF-32	Duplex Receptacle 3 x USB A Female to Male Connector Size 32 Housing	

* Length in feet. Standard cable lengths are 3,6 & 10 feet. Consult factory for other lengths.

PICs with International outlets are non-UL.



Part Number	Description	Faceview	Part Number	Description	Faceview
DP-DB9-RJ45-R-32	Duplex Receptacle 9 Pin D-Sub RJ45 3 AMP Reset Size 32 Housing		DP-2RJ45-R-32	Duplex Receptacle 2- RJ45 3 AMP Reset Size 32 Housing	
GF-RJ45-5R-32	GFCI Receptacle RJ45 5 AMP Reset Size 32 Housing		DP1-2DB9-RJ45-R-32	Single Outlet 2 x 9 Pin D-Subs RJ45 3 AMP Reset Size 32 Housing	
DP1-DB9-USB-*24LS	Single Outlet 9 Pin D-Subs USB Form A Female with Cable to USB Form A Male Size 24 Housing		GF-RJ45-10R-32	GFCI Receptacle RJ45 10 AMP Reset Size 32 Housing	
DP1-RJ45-R-16LS	Single Outlet 3 AMP Reset RJ45 Size 16 Housing		GF-2RJ45-R-32	GFCI Receptacle 2 x RJ45 3 AMP Reset Size 32 Housing	
DP-DB9-PC9-RJ45-R-32	Duplex Receptacle 9 Pin D-Sub to Terminal Block RJ45 3 AMP Reset Size 32 Housing		DP1-RJ45-10LS	Single Outlet RJ45 Size 10 Housing	
DP1-2RJ45-24LS	Single Outlet 2 x RJ45 Size 24 Housing		RJ45-2USB-*16LS	RJ45 2 x USB Form A Female with Cable to USB Form A Male Size 16 Housing	
DB09-RJ45-10LS	9 Pin D-Sub RJ45 Size 10 Housing		DP-R-32	Duplex Receptacle 3 AMP Reset Size 32 Housing	
DP-R-TS	Duplex Receptacle 3 AMP Reset DIN Rail Mounting		GF-15R-32	GFCI Receptacle 15 AMP Reset Size 32 Housing	
GF-DB15-R-32	GFCI Receptacle 15 Pin D-Sub 3 AMP Reset Size 32 Housing		DP-RJ45-5R-32	Duplex Receptacle RJ45 5 AMP Reset Size 32 Housing	

* Length in feet. Standard cable lengths are 3,6 & 10 feet. Consult factory for other lengths.



Panel Interface Connectors

Popular PIC Models




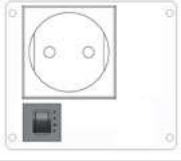



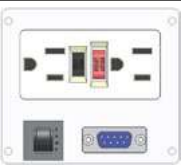
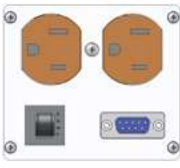







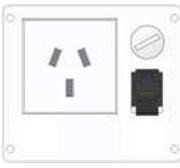



Standard Metal Housing | UL Type 4, 4X, 12 | IP65 Rating

Part Number	Description	Faceview	Part Number	Description	Faceview
GF-R-32	GFCI Receptacle 3 AMP Reset Size 32 Housing		DP1-DB9M-16LS	Single Outlet 9 Pin D-Sub Male Exterior/Male Interior Size 16 Housing	
GF-RJ45-USB-BFAF-32	GFCI Receptacle RJ45 USB Female Form B to Female Form A Size 32 Housing		DP-RJ45S-USB-BFAF-R-32	Duplex Receptacle Shielded RJ45 USB Female Form B to Female Form A 3 AMP Reset Size 32 Housing	
DCH1-RJ45-R-32	China 10 AMP Receptacle RJ45 3 AMP Reset Size 32 Housing		D-BNC-2-10LS	2 x BNC Size 10 Housing	
RJ11-06LS	RJ11 Size 06 Housing		DP1-USB-BFAF-16LS	Single Outlet USB Female Form B to Female Form A Size 16 Housing	
DB09-2RJ45-16LS	9 Pin D-Sub 2 x RJ45 Size 16 Housing		DUK-RJ45-R-32	UK Receptacle RJ45 3 AMP Reset Size 32 Housing	
RJ45-2USB-*24	RJ45 2 x USB Form A Female with Cable to USB Form A Male Size 24 Housing		DP-RJ11-RJ45-R-32	Duplex Receptacle RJ11 RJ45 3 AMP Housing Size 32 Housing	
GF-DB9F-RJ45-R-32	GFCI Receptacle 9 pin D-Sub Female Exterior/Female Interior RJ45 3 AMP Reset Size 32 Housing		RJ45-USB-*10LS	RJ45 USB Form A Female with Cable to USB Form A Male Size 10 Housing	
D-USB-16LS	2 x USB A connections Size 16 Housing		DP1-06LS	Single Outlet Size 06 Housing	
GF-2RJ45-5R-32	GFCI Receptacle 2 x RJ45 5 AMP Reset Size 32 Housing		DP1-RJ11-2RJ45-R-32	Single Outlet RJ11 2 x RJ45 3 AMP Reset Size 32 Housing	

* Length in feet. Standard cable lengths are 3,6 & 10 feet. Consult factory for other lengths.

PICs with International outlets are non-UL.



Part Number	Description	Faceview	Part Number	Description	Faceview
DP1-DB9-16LS	Single Outlet 9 Pin D-Sub Size 16 Housing		EP-R-32	Continental European Receptacle 3 AMP Reset Size 32 Housing	
DB25-16LS	25 Pin D-Sub Size 16 Housing		GF-RJ45-USB-AFAF-R-32	GFCI Receptacle RJ45 USB Female Form A to Female Form A 3 AMP Reset Size 32 Housing	
DP1-RJ11-R-16	Single Outlet RJ11 3 AMP Reset Size 16 Housing		GF-DB9-R-32	GFCI Receptacle 9 Pin D-Sub 3 AMP Reset Size 32 Housing	
DP-DB9-R-32	Duplex Receptacle 9 Pin D-Sub No Reset Size 32 Housing		DCH2-RJ45-R-32	China 16 AMP Receptacle RJ45 3 AMP Reset Size 32 Housing	
DP-15R-P32	Duplex Receptacle 15 AMP Reset Size 32 Surface Mount Housing		GF-RJ45-USB-*-R-32	GFCI Receptacle RJ45 USB Form A Female with Cable to USB Form A Male 3 AMP Reset Size 32 Housing	
DB09-2-10LS	2 x 9 Pin D-Sub Size 10 Housing		DP1-DDB15-RJ45-2USB-*-R-48	Single Outlet Hi-Density 15 Pin D-Sub RJ45 2 x USB Form A Female with Cable to USB Form A Male 3 AMP Reset Size 48 Housing	
DB09-4-24LS	4 x 9 Pin D-Sub Size 24 Housing		D-2USB-*-10LS	2 x USB Form A Female with Cable to USB Form A Male Size 10 Housing	
DCH1-RJ45-32	China 10 AMP Receptacle RJ45 Size 32 Housing		GF20-NR-32	20A GFCI Receptacle No Reset Size 32 Housing	
DHDP-DB9-RJ45-R-32	Duplex Receptacle Data Hwy DB9 RJ45 3 AMP Reset Size 32 Housing		DP1-RJ45-USB-BFAF-R-24	Single Outlet RJ45 USB Female Form B to Female Form A 3 AMP Reset Size 24 Housing	

* Length in feet. Standard cable lengths are 3,6 & 10 feet. Consult factory for other lengths.

PICs with International outlets are non-UL.



Panel Interface Connectors

Other Popular Models



Duplex Versions | Standard Metal Housing | UL Type 4, 4X, 12 | IP65 Rating



Part Number	Description
DP-2-32	2 x Duplex Receptacles, Size 32 Housing
DP-2DB9-32	Duplex Receptacle, 2 x 9 Pin D-Sub, Size 32 Housing
DP-2RJ45-32	Duplex Receptacle, 2 x RJ45, Size 32 Housing
DP-2RJ45-R-P32	Duplex Receptacle, 2 x RJ45, 3 AMP Reset, Size 32 Surface Mount Housing
DP-2USB-*2RJ45-32	Duplex Receptacle, 2 x USB Form A Female with Cable to USB Form A Male, 2 x RJ45, Size 32 Housing
DP-DB9F-RJ45S-R-32	Duplex receptacle, 9 pin D-Sub Female Exterior/Female Interior, Shielded RJ45, 3 AMP reset, Size 32 housing
DP-DB9-RJ45-5R-32	Duplex Receptacle, 9 Pin D-Sub, RJ45, 5 AMP Reset, Size 32 Housing
DP-DB9-RJ45-NR-32	Duplex Receptacle, 9 Pin D-Sub, RJ45, No Reset, Size 32 Housing
DP-DB9-USB-*32	Duplex Receptacle, 9 Pin D-Sub, USB Form A Female with Cable to USB Form A Male, Size 32 Housing
DP-DDB15-6M2-RJ45-USB-R-48	Duplex Receptacle, Hi-Density 15 Pin D-Sub, 2x6 Pin Mini-DIN, RJ45, 2xUSB Form A, 3 AMP Reset, Size 48 Housing
DP-DDB15-RJ45-4USB-*48LS	Duplex Receptacle, Hi-Density 15 Pin D-Sub, RJ45, 4 x USB Form A Female with Cable to USB Form A Male, Size 48 Housing
DP-RJ45-10R-32	Duplex Receptacle, RJ45, 10 AMP Reset, Size 32 Housing
DP-RJ45-2USB-AFAF-R-32	Duplex Receptacle, RJ45, 2 x USB Form A Female to Female, 3 AMP Reset, Size 32 Housing
DP-RJ45-2USB-AFBF-R-32	Duplex Receptacle, RJ45, 2 x USB Form A Female to Form B Female, 3 AMP Reset, Size 32 Housing
DP-RJ45-NR-32	Duplex Receptacle, RJ45, No Reset, Size 32 Housing
DP-RJ45-USB-*R-32	Duplex Receptacle, RJ45, USB Form A Female with Cable to USB Form A Male, 3 AMP Reset, Size 32 Housing
DP-RJ45-USB-BFAF-R-32	Duplex Receptacle, RJ45, USB Form B Female to Form A Female, 3 AMP Reset, Size 32 Housing
DP-USB-*NR-32	Duplex Receptacle, USB Form A Female with Cable to USB Form A Male, No Reset, Size 32 Housing

* Length in feet. Standard cable lengths are 3,6 & 10 feet. Consult factory for other lengths.



Panel Interface Connectors

Other Popular Models



120V GFCI Versions | Standard Metal Housing | UL Type 4, 4X, 12 | IP65 Rating



Part Number	Description
GF20 -20R-32	20A GFCI Receptacle, 20 AMP Reset, Size 32 Housing
GF-2DB25-R-48	GFCI Receptacle, 2 x 25 Pin D-Sub, 3 AMP Reset, Size 48 Housing
GF-2RJ45-USB-BFAF-32	GFCI Receptacle, 2 x RJ45, USB Form B Female to Form A Female, Size 32 Housing
GF-DB15-RJ45-USB-BFAF-32	GFCI Receptacle, 15 Pin D-Sub, RJ45, USB Form B Female to Form A Female, Size 32 Housing
GF-DB25-USB-NR-48	GFCI Receptacle, 25 Pin D-Sub, 2 x USB Form A, No Reset, Size 48 Housing
GF-DB25-USB-R-48	GFCI Receptacle, 25 Pin D-Sub, 2 x USB Form A, 3 AMP Reset, Size 48 Housing
GF-DB9-2RJ45-32	GFCI Receptacle, 9 Pin D-Sub, 2 x RJ45, Size 32 Housing
GF-DB9-DB25-RJ45-R-48	GFCI Receptacle, 9 Pin D-Sub, 25 Pin D-Sub, RJ45, 3 AMP Reset, Size 48 Housing
GF-DB9M-RJ45-R-32	GFCI Receptacle, 9 pin D-Sub Female Exterior/Male Interior, RJ45, 3 AMP Reset, Size 32 Housing
GF-DB9M-RJ45-USB-*R-48	GFCI Receptacle, 9 Pin D-Sub Female Ext./Male Int., RJ45, USB Form A Female with Cable to USB Form A Male, 3 AMP Reset, Size 48 Housing
GF-DB9-PC9-RJ45-USB-48	GFCI Receptacle, 9 Pin D-Sub Female to a Discrete Wire Pluggable Screw Terminal Block, RJ45, 2xUSB Form A, Size 48 Housing
GF-DB9-RJ45-15R-32	GFCI Receptacle, 9 Pin D-Sub, RJ45, 15 AMP Reset, Size 32 Housing
GF-MDB9-RJ45-USB-AFAF-32	GFCI Receptacle, 9 Pin D-Sub Male Exterior/Female Interior, RJ45, USB Form A Female to Female, Size 32 Housing
GF-NR-32	GFCI Receptacle, No Reset, Size 32 Housing
GF-RJ11-RJ45-R-32	GFCI Receptacle, RJ11, RJ45, 3 AMP Reset, Size 32 Housing
GF-RJ45-15R-32	GFCI Receptacle, RJ45, 15 AMP Reset, Size 32 Housing
GF-RJ45-6M-USB-*R-48	GFCI Receptacle, RJ45, 6 Pin Mini-DIN, USB Form A Female with Cable to USB Form A Male, 3 AMP Reset, Size 48 Housing
GF-RJ45-8M-R-32	GFCI Receptacle, RJ45, 8 Pin Mini-DIN, 3 AMP Reset, Size 32 Housing
GF-RJ45-NR-P32-2X8	GFCI Receptacle, RJ45, No Reset, Size 32 Surface Mount Housing with Insert for 2-8mm Cables
GF-RJ45-R-P32	GFCI Receptacle, RJ45, 3 AMP Reset, Size 32 Surface Mount Housing
GF-RJ45S-NR-32	GFCI Receptacle, Shielded RJ45, No Reset, Size 32 Housing
GF-RJ45-USB-*R-32	GFCI Receptacle, RJ45, USB Form A Female with Cable to USB Form A Male, 3 AMP Reset, Size 32 Housing
GF-RJ45-USB-AFAF-32	GFCI Receptacle, RJ45, USB Form A Female to Female, Size 32 Housing
GF-RJ45-USB-AFBF-R-32	GFCI Receptacle, RJ45, USB Form A Female to Form B Female, 3 AMP Reset, Size 32 Housing
GF-RJ45-USB-BFAF-R-32	GFCI Receptacle, RJ45, USB Form B Female to Form A Female, 3 AMP Reset, Size 32 Housing
GF-USB-BFAF-NR-32	GFCI Receptacle, USB Form B Female to Form A Female, No Reset, Size 32 Housing
GF-USB-BFAF-R-32	GFCI Receptacle, USB Form B Female to Form A Female, 3 AMP Reset, Size 32 Housing
GF-USB-R-32	GFCI Receptacle, 2 x USB Form A, 3 AMP Reset, Size 32 Housing

* Length in feet. Standard cable lengths are 3,6 & 10 feet. Consult factory for other lengths.



Panel Interface Connectors

Other Popular Models



Single Outlet Versions | Standard Metal Housing | UL Type 4, 4X, 12 | IP65 Rating



Part Number	Description
DP1-2-16LS	2 x Single Outlet, Size 16 Housing
DP1-2DB9-16LS	Single Outlet, 2 x 9 Pin D-Sub, Size 16 Housing
DP1-2DB9-DB15-32	Single Outlet, 2 x 9 Pin D-Sub, 15 Pin D-Sub, Size 32 Housing
DP1-2DB9F-RJ45-R-32	Single Outlet, 2 x 9 Pin D-Sub Female Ext/Female Interior, RJ45, 3 AMP Reset, Size 32 Housing
DP1-2DB9-RJ45-32	Single Outlet, 2 x 9 Pin D-Sub, RJ45, Size 32 Housing
DP1-2RJ45-R-24	Single Outlet, 2 x RJ45, 2 AMP Reset, Size 32 Housing
DP1-3USB-*R-32	Single Outlet, 3 x USB Form A Female with Cable to USB Form A Male, 3 AMP Reset, Size 32 Housing
DP1-8M-16LS	Single Outlet, 8 Pin Mini-DIN, Size 16 Housing
DP1-8M-R-24LS	Single Outlet, 8 Pin Mini-DIN, 3 AMP Reset, Size 24 Housing
DP1-DB9-R-16LS	Single Outlet, 9 Pin D-Sub, 3 AMP Reset, Size 16 Housing
DP1-DB9-RJ45-5R-32	Single Outlet, 9 Pin D-Sub, RJ45, 5 AMP Reset, Size 32 Housing
DP1-DB9-RJ45-R-32	Single Outlet, 9 Pin D-Sub, RJ45, 3 AMP Reset, Size 32 Housing
DP1-DB9-RJ45-USB-*R-32	Single Outlet, 9 Pin D-Sub, RJ45, USB Form A Female with Cable to USB Form A Male, 3 AMP Reset, Size 32 Housing
DP1-DDB15F-RJ45-USB-32	Single Outlet, Hi-Density 15 Pin D-Sub Female Ext./Int., RJ45, 2xUSB Form A, Size 32 Housing
DP1-DDB15F-USB-R-32	Single Outlet, Hi-Density 15 Pin D-Sub Female Ext./Int., 2xUSB Form A, 3 AMP Reset, Size 32 Housing
DP1-DDB15-RJ45-2USB-*R-48	Single Outlet, Hi-Density 15 Pin D-Sub, RJ45, 2 x USB Form A Female with Cable to USB Form A Male, 3 AMP Reset, Size 48 Housing
DP1-DDB15-USB-R-32	Single Outlet, Hi-Density 15 Pin D-Sub, RJ45, 2xUSB Form A, 3 AMP Reset, Size 32 Housing
DP1-MDB9-RJ45-16LS	Single Outlet, 9 Pin D-Sub Male Exterior/Female Interior, RJ45, Size 16 Housing
DP1-RJ45-2USB-*R-32	Single Outlet, RJ45, 2 x USB Form A Female with Cable to USB Form A Male, 3 AMP Reset, Size 32 Housing
DP1-RJ45-USB-AFAF-R-24	Single Outlet, RJ45, USB Form A Female to Female, 3 AMP Reset, Size 24 Housing
DP1-RJ45-USB-R-32	Single Outlet, RJ45, 2 x USB Form A, 3 AMP Reset, Size 32 Housing
DP1-USB-*16LS	Single Outlet, USB Form A Female with Cable to USB Form A Male, Size 16 Housing
DP1-USB-AFAF-16LS	Single Outlet, USB Form A Female to Female, Size 16 Housing

* Length in feet. Standard cable lengths are 3, 6 & 10 feet. Consult factory for other lengths.



Panel Interface Connectors

Other Popular Models



Non-Power Versions | Standard Metal Housing | UL Type 4, 4X, 12 | IP65 Rating



Part Number	Description
DB09-2-PL10	2 x 9 Pin D-Sub, Size 10 Plate
DB09-2-RJ45-24	2 x 9 Pin D-Sub, RJ45, Size 24 Housing
DB09-2-RJ45-5M12-24	2 x 9 Pin D-Sub, RJ45, 5 Pole MDC(M12) Receptacle, Size 24 Housing
DB09-3-16LS	3 x 9 Pin D-Sub, Size 16 Housing
DB09-DDB15-USB-RJ45-6M2-32	9 Pin D-Sub, Hi-Density 15 Pin D-Sub, 2 x USB Form A, RJ45, 2 x 6 Pin Mini-Din, Size 32 Housing
DB09F-PL06	9 Pin D-Sub Female Exterior/Female Interior, Size 6 Plate
DB09M-06LS	9 Pin D-Sub Male Exterior/Male Interior, Size 6 Housing
DB09-PL06	9 Pin D-Sub, Size 6 Plate
DB09-RJ45-USB-*24LS	9 Pin D-Sub, RJ45, USB Form A Female with Cable to USB Form A Male, Size 24 Housing
DB09-USB-*10LS	9 Pin D-Sub, USB Form A Female with Cable to USB Form A Male, Size 10 Housing
DB15-DB25-PL24	15 Pin D-Sub, 25 Pin D-Sub, Size 24 Plate
DB25-2-4BNC-48	2 x 25 Pin D-Sub, 4 x BNC Female/Female, Size 48 Housing
DB25-RJ45-USB-32	25 Pin D-Sub, RJ45, 2 x USB Form A, Size 32 Housing
DB37-16LS	37 Pin D-Sub, Size 16 Housing
DB9-DB9F-DDB15-RJ45-3USB-*32	9 Pin D-Sub, 9 Pin D-Sub Female Ext./Female Int., Hi-Density 15 Pin D-Sub, RJ45, 3 x USB Form A Female with Cable to USB Form A Male, Size 32 Housing
DBM09-06LS	9 Pin D-Sub Male Exterior/Male Interior, Size 6 Housing
DBM09-2RJ45-3USB-*32	9 Pin D-Sub Male Exterior/Male Interior, 2 x RJ45, 3 x USB Form A Female with Cable to USB Form A Male, Size 32 Housing
DBM09-3-16LS	3 x 9 Pin D-Sub Male Exterior/Male Interior, Size 16 Housing
DDB15-USB-24	Hi-Density 15 Pin D-Sub, 2 x USB Form A, Size 24 Housing

* Length in feet. Standard cable lengths are 3,6 & 10 feet. Consult factory for other lengths.



Panel Interface Connectors

Other Popular Models



Other Versions | Standard Metal Housing | DIN Rail | UL Type 4, 4X, 12 | IP65 Rating



Part Number	Description
DIN Rail Mounted (For Inside Panels)	
DB9-TS	9 Pin D-sub, DIN Rail Mount
DP1-RJ45-TS	Single Outlet Receptacle, RJ45, DIN Rail Mount
DP-TS	Duplex Receptacle, DIN Rail Mount
Ethernet	
RJ45-06-ST	RJ45, Size 6 Housing with 2 x Stainless Steel Pegs
RJ45-4-24LS	4 x RJ45, Size 6 Housing
RJ45C-2-10LS	2 x RJ45 with Punchdown, Size 10 Housing
USB	
D-2USB-AFAF-2RJ45-24LS	2xUSB Form A Female to Female, 2 x RJ45, Size 24 Housing
D-USB-*-PL06	USB Form A Female with Cable to USB Form A Male, Size 6 Plate
D-USBBB-*-06LS	USB Form B Female to Form B Male Cable, Size 6 Housing
D-USB-RJ45-24LS	2 x USB Form A, RJ45, Size 24 Housing
Others	
DFD-24LS-KIT	Housing and Bracket for Mounting 3-1/2 Bay Unit (Floppy Drives, Zip Drives, Jazz Drives, etc.), Drives Not Included
D-FOPT-12	Fiber Optic Connector, 1/2-14 NPT Shell
D-HDMI-*-06LS	HDMI Male/Female Cable, Size 6 Housing
DMC-RJ45-R-16	C14 Male Receptacle IEC, RJ45, 3 AMP Reset, Size 16 Housing
IEC-2-GF-48	2 x C13 Female Receptacles IEC with GFCI, Size 48 Housing

* Length in feet. Standard cable lengths are 3,6 & 10 feet. Consult factory for other lengths.

** Length in meters.



Panel Interface Connectors

Other Popular Models



International Outlet Versions | Standard Metal Housing | Non-UL | IP65 Rating

Part Number	Description
Australia	
DAS-32	Australian Outlet, Size 32 Housing
DAS-DB9-RJ45-R-32	Australian Outlet, 9 Pin D-Sub, RJ45, 3 AMP Reset, Size 32 Housing
DAS-RJ45-5R-32	Australian Outlet, RJ45, 5 AMP Reset, Size 32 Housing
DAS-RJ45-R-32	Australian Outlet, RJ45, 3 AMP Reset, Size 32 Housing
Continental Europe (German Schuko)	
EP-2RJ45-R-32	Continental European Receptacle, 2 x RJ45, 3 AMP Reset, Size 32 Housing
EP-DB25-RJ45-32	Continental European Receptacle, 25 Pin D-Sub, RJ45, Size 32 Housing
EP-DM8-NR-32	Continental European Receptacle, 8 Pin Mini-DIN, No Reset, Size 32 Housing
EP-RJ45-2USB-AFAF-R-32	Continental European Receptacle, RJ45, 2xUSB Form A Female to Female, 3 AMP Reset, Size 32 Housing
EP-RJ45-NR-32	Continental European Receptacle, RJ45, No Reset, Size 32 Housing
EP-RJ45-USB-*-32	Continental European Receptacle, RJ45, USB Form A Female with Cable to USB Form A Male, Size 32 Housing
EP-USB-*-32	Continental European Receptacle, USB Form A Female with Cable to USB Form A Male, Size 32 Housing
Other International	
DBR22-10A-RJ45-R-32	Brazilian 10 AMP Receptacle, RJ45, 3 AMP Reset, Size 32 Housing
DCH1-NR-32	China 10 AMP Receptacle, No Reset, Size 32 Housing
DFR-RJ45-NR-32	French Receptacle, RJ45, No Reset, Size 32 Housing
DIN-RJ45-R-32	India Receptacle, RJ45, 3 AMP Reset, Size 32 Housing
DUN-RJ45-32	Universal Receptacle, RJ45, Size 32 Housing
DUN-RJ45-R-48	Universal Receptacle, RJ45, 3 AMP Reset, Size 32 Housing

* Length in feet. Standard cable lengths are 3,6 & 10 feet. Consult factory for other lengths.

PICs with International outlets are non-UL.



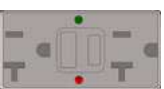



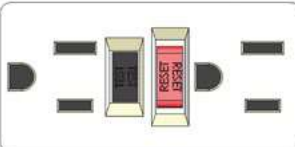

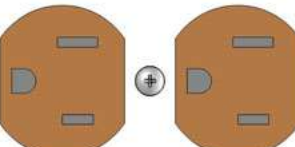




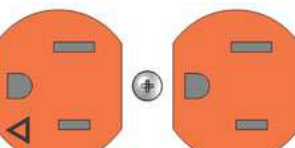

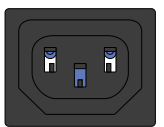


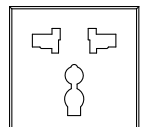
Panel Interface Connectors

PIC Components



120V/250V Power Ports | International Power Ports











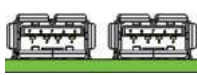






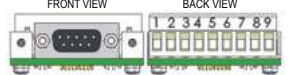


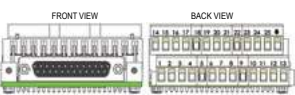
Mencom Corporation offers a large variety of PIC configurations. Custom orders are welcome. Use the components listed below to configure a panel interface connector to fit your application. Please consult the factory at 770-534-4585 for part numbers and application compliance.


120V/250V Power Ports			International Power Ports		
Code	Description	Faceview	Code	Description	Faceview
GFDP1	Front 120V GFCI Receptacle	  Front Back	EP	Continental European Receptacle	
	Back 120V Simplex Receptacle		DIN	India Receptacle	
GF	120V GFCI Receptacle		DUK	United Kingdom Receptacle	
DP	120V Duplex Receptacle		DAS	Australian Receptacle	
DP1	120V Simplex Receptacle		DCH1	China 10 AMP	
DPT	120V "Twist Lock" Duplex Receptacle		DCH2	China 16 AMP	
DPIG	120V Isolated Ground Duplex Receptacle		DBR	Brazilian Receptacle	
DEC	250V/15A Female Receptacle		FR	French Receptacle	
DMC	250V/15A Male Receptacle		DUN	Universal Receptacle (USA, European, UK, Australia, Asia, Thailand)	

Models containing an international power outlet do not carry UL.



Communication Ports | D-Sub | Ethernet | BNC | Coaxial | Mini-Din | USB | Fiber Optic

Code	Description	Faceview	Code	Description	Faceview
DB9	9 Pin D-Sub Female Ext/ Male Interior		RJ45	Ethernet Female/Female	
DB9M	9 Pin D-Sub Male Ext/ Male Interior		RJ11/12	Standard Phone Female/ Female	
MDB9	9 Pin D-Sub Male Ext/ Female Interior		RJ22	Handset Jack Female/ Female	
DB9F	9 Pin D-Sub Female Ext/ Female Interior		BNC	BNC Female/Female	
DB15	15 Pin D-Sub Female Ext/ Male Interior		CX	Coaxial Female/Female	
DB15M	15 Pin D-Sub Male Ext/ Male Interior		8M	8 Pin Mini-Din Female/ Female	
MDB15	15 Pin D-Sub Male Ext/ Female Interior		6M	6 Pin Mini-Din Female/ Female	
DB15F	15 Pin D-Sub Female Ext/ Female Interior		USB	2 USB 3.0 Female Form A to USB 3.0 Form A Female	
DDB15	Hi-Density 15 Pin D-Sub, Female Ext/Male Interior		USB-03	3 Foot Cable, Female Form A to Male Form A	
DDB15M	Hi-Density 15 Pin D-Sub Male Ext/Male Interior		USB-06	6 Foot Cable, Female Form A to Male Form A	
MDDDB15	Hi-Density 15 Pin D-Sub Male Ext/Female Interior		USB-10	10 Foot Cable, Female Form A to Male Form A	
DDB15F	Hi-Density 15 Pin D-Sub Female Ext/Interior		USB-AFAF	Single USB 3.0 Form A Female to USB 3.0 Form A Female	
DB25	25 Pin D-Sub Female Ext/ Male Interior		USB-AFBF	Single Form A Female to Form B Female	
DB25M	25 Pin D-Sub Male Ext/ Male Interior		USB-BFAF	Single Form B Female to Form A Female	
MDB25	25 Pin D-Sub Male Ext/ Female Interior		HDMI	High-Definition Multimedia Interface	
DB25F	25 Pin D-Sub Female Ext/ Female Interior		FOPT	Fiber Optic	
DB37	37 Pin D-Sub Female Ext/ Male Interior				
DB37M	37 Pin D-Sub Male Ext/ Male Interior				
MDB37	37 Pin D-Sub Male Ext/ Female Interior				
DB37F	37 Pin D-Sub Female Ext/ Female Interior				
DB9-PC9	9 Pin D-Sub Female to a Discrete Wire Pluggable Screw Terminal Block				
DB25-PC25	25 Pin D-Sub Female to a Discrete Wire Pluggable Screw Terminal Block				







Panel Interface Connectors

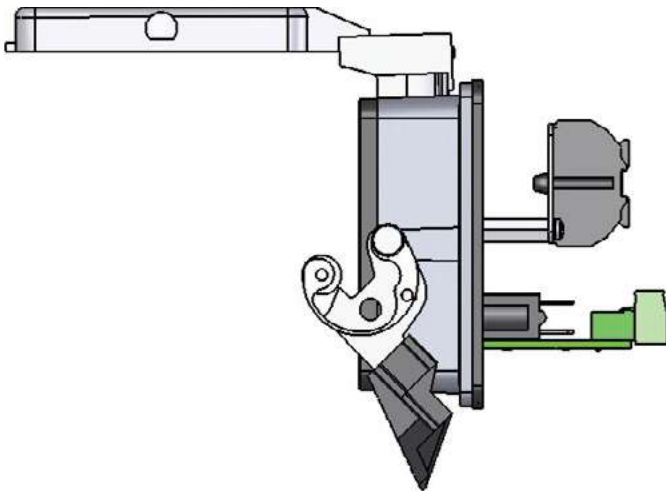
PIC Components



Data Highway | Resets

Data Highway			Resets		
Code	Description	Faceview	Code	Description	Faceview
DH-DB9	9 Pin D-Sub to 3 pin Pluggable Terminal Block		NR (or Blank)	No reset	
DH-8M	8 pin Mini-Din to 3 Pin Pluggable Terminal Block		R	3 AMP reset	
DH-DB9-8M	9 Pin D-Sub and 8 Pin Mini-Din in Parallel		5R	5 AMP reset	
			10R	10 AMP reset	
			15R	15 AMP reset	

To specify Data Highway PICs, add “DH” Prefix in front of the part number.
(e.g. **DH-DB9-06LS**, **DHDP-DB9-R-32**)



These communication ports are wired to a 3 pin pluggable terminal block and are designed to work with Allen Bradley’s Data Highway System (“Blue Hose”).



Panel Interface Connectors

Low Profile PIC Housings Dimensions and Cutouts



Clear Cover | Solid Construction | UL Type 4, 12 | IP65 Rating

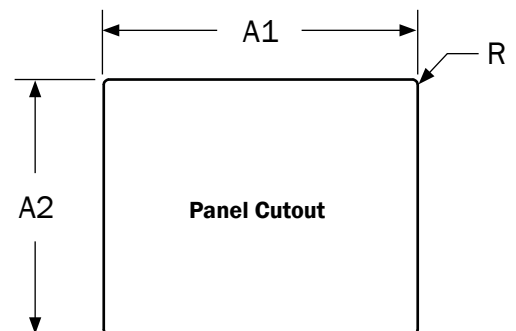


Code	Description	Torque	Dimension	Panel Cut-Out		
				A1	A2	R
LP1	Single Cover	0.9 N-m (0.675 Lb-Ft)		52mm 2.05"	91mm 3.58"	2.0mm 0.08"
LP2	Two Single Covers	0.9 N-m (0.675 Lb-Ft)		117mm 4.61"	91mm 3.58"	2.0mm 0.08"
LP3	Double Cover	0.9 N-m (0.675 Lb-Ft)		117mm 4.61"	91mm 3.58"	2.0mm 0.08"

Information above is only to display dimensions and cutouts.

Specifications:

Body: Nickel Plated Zinc
 Front Cover: Polycarbonate
 Latch & Lock: PBT
 Back Cover: Polypropylene
 Panel Thickness: 5.0mm max
 Gasket: Nitrile/UL70





Panel Interface Connectors

Standard Metal Housings Dimensions and Cutouts



Bulkhead Mount Housing | UL Type 4, 4X, 12 | IP65 Rating

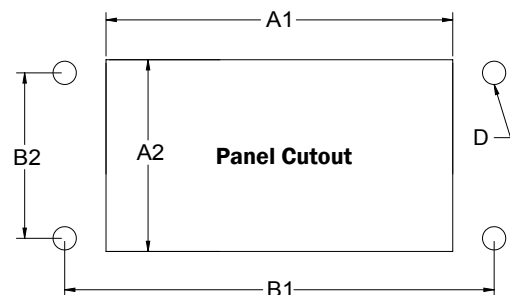


Code	Description	Screw Size	Torque	Dimension	Panel Cut-Out				
					A1	A2	B1	B2	D
06LS	Size 6 Bulkhead Housing	M4	0.8 ~ 1.2 Nm (0.6 ~ 0.9 Lb-Ft)		52mm 2.05"	35mm 1.38"	70mm 2.76"	32mm 1.26"	4.5mm .177"
10LS	Size 10 Bulkhead Housing	M4	0.8 ~ 1.2 Nm (0.6 ~ 0.9 Lb-Ft)		67mm 2.64"	35mm 1.37"	83mm 3.27"	32mm 1.26"	4.5mm .177"
16LS	Size 16 Bulkhead Housing	M4	0.8 ~ 1.2 Nm (0.6 ~ 0.9 Lb-Ft)		86mm 3.39"	35mm 1.38"	103mm 4.06"	32mm 1.26"	4.5mm .177"
24LS	Size 24 Bulkhead Housing	M4	0.8 ~ 1.2 Nm (0.6 ~ 0.9 Lb-Ft)		112mm 4.41"	35mm 1.38"	130mm 5.12"	32mm 1.26"	4.5mm .177"
32LS	Size 32 Bulkhead Housing	M4	1.2 ~ 1.8 Nm (0.9 ~ 1.3 Lb-Ft)		88mm 3.46"	76mm 2.99"	110mm 4.33"	65mm 2.56"	4.5mm .177"
48LS	Size 48 Bulkhead Housing	M6	3.0 ~ 3.6 Nm (2.2 ~ 2.7 Lb-Ft)		125mm 4.92"	81mm 3.19"	148mm 5.83"	70mm 2.76"	6.5 mm .256"

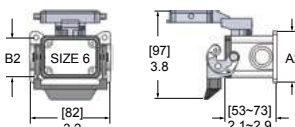
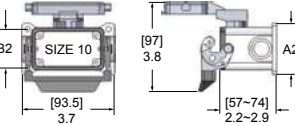
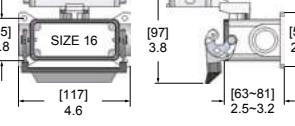
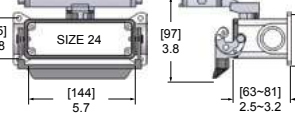
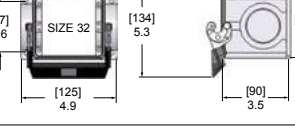
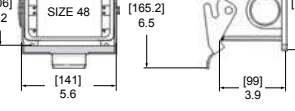
Aggressive environment housings available, contact the factory.
Information above is only to display dimensions and cutouts.

Specifications:

Body: Epoxy Coated Die Cast Aluminum
 Gasket: Thermoplastic Elastomer
 Handle: Polyamide
 Lever: Stainless Steel
 Type 4 & Type 12: Any Stainless Steel Screw
 Type 4X: 304 or 316 Stainless Steel Screw



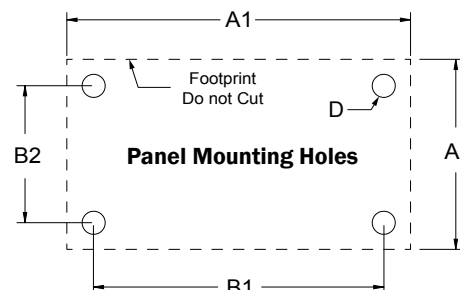


Code	Description	Screw Size	Torque	Dimension	Panel Mounting Holes				
					A1	A2	B1	B2	D
P06	Size 6 Surface Mount Housing	M5 (5/32")	0.8 ~ 1.2 Nm (0.6 ~ 0.9 Lb-Ft)		82mm 3.23"	CHP/MHP 52mm 2.05" CAP/MAP 57mm 2.24"	70mm 2.76"	CHP/MHP 40mm 1.57" CAP/MAP 45mm 1.77"	5.5mm .217"
P10	Size 10 Surface Mount Housing	M5 (5/32")	0.8 ~ 1.2 Nm (0.6 ~ 0.9 Lb-Ft)		93.5mm 3.68"	CHP/MHP 52mm 2.05" CAP/MAP 57mm 2.24"	82mm 3.23"	CHP/MHP 40mm 1.57" CAP/MAP 45mm 1.77"	5.5mm .217"
P16	Size 16 Surface Mount Housing	M5 (5/32")	0.8 ~ 1.2 Nm (0.6 ~ 0.9 Lb-Ft)		117mm 4.61"	57mm 2.24"	105mm 4.13"	45mm 1.77"	5.5mm .217"
P24	Size 24 Surface Mount Housing	M5 (5/32")	0.8 ~ 1.2 Nm (0.6 ~ 0.9 Lb-Ft)		144mm 5.67"	57mm 2.24"	132mm 5.20"	45mm 1.77"	5.5mm .217"
P32	Size 32 Surface Mount Housing	M5 (5/32")	1.2 ~ 1.8 Nm (0.9 ~ 1.3 Lb-Ft)		125mm 4.92"	84mm 3.31"	112mm 4.41"	67mm 2.64"	5.5mm .217"
P48	Size 48 Surface Mount Housing	M6 (7/32")	3.0 ~ 3.6 Nm (2.2 ~ 2.7 Lb-Ft)		141mm 5.55"	120mm 4.72"	111mm 4.37"	106mm 4.17"	6.5 mm .256"

Aggressive environment housings available, contact the factory.
Information above is only to display dimensions and cutouts.

Specifications:

Body:	Epoxy Coated Die Cast Aluminum
Gasket:	Thermoplastic Elastomer
Handle:	Polyamide
Lever:	Stainless Steel
Type 4 & Type 12:	Any Stainless Steel Screw
Type 4X :	304 or 316 Stainless Steel Screw



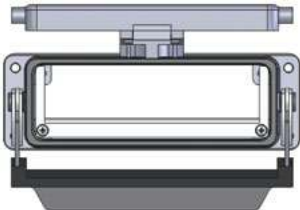
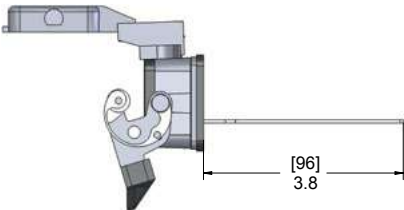
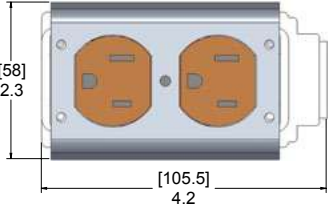



Panel Interface Connectors

Other PIC Housings



Other Housings

Code	Description	Dimension	
DFD	Size 24 housing for mounting floppy drives and zip drives.		
TS	For easy mounting inside the cabinet on DIN rails. This non-watertight version will only accommodate the size 6, 10, 16 and 24 versions.		



Panel Interface Connectors

PIC Extension Cables



D-Subminiature (D-Sub) Cables | Guaranteed Color Code



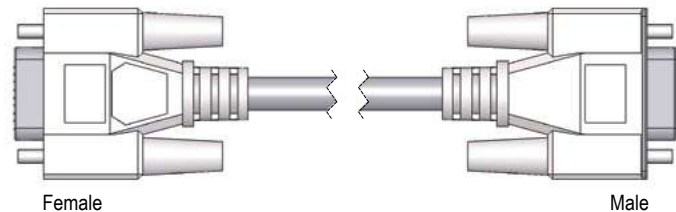
This series of 9pin, 25 pin, and 37pin D-Subminiature connectors are provided with a guaranteed color code for ease when hard wiring. All of these cables come standard with 4 20AWG wires for power, and 24AWG for the remaining wires.

# of Pins	Male Connector	Female Connector	Male to Female Double Ended Connector
9	N/A	N/A	DB09-MFP-**
25	DB25-MP-**	DB25-FP-**	DB25-MFP-**
37	N/A	DB37-FP-**	N/A


** Lengths in meters. Standard cable lengths are 2, 5 & 10 meters. Consult factory for other lengths.

Specifications:

Cable Jacket: Oil Resistant Gray PVC
 Over mold: Oil Resistant Gray PVC
 Cable: 24 & 20 AWG with foil shield;
 20 AWG drain wire;
 last 4 wires are 20 AWG



DB09 Cables		DB25 Cables				DB37 Cables					
Pin #	Color Code	Pin #	Color Code	Pin #	Color Code	Pin #	Color Code	Pin #	Color Code	Pin #	Color Code
1	Black	1	Black	14	Green	1	White	14	Violet/Red	27	Yellow/Red
2	Brown	2	Black/White	15	Green/Black	2	White/Black	15	Violet	28	Gray/Red
3	Red	3	Brown	16	Green/White	3	Green	16	Violet/Black	29	Pink/Red
4	Orange	4	Brown/White	17	Blue	4	Green/Black	17	Orange	30	Red/White
5	Yellow	5	Red	18	Blue/White	5	Yellow	18	Orange/Black	31	Light Green/Red
6	Green	6	Red/Black	19	Violet	6	Yellow/Black	19	Light Blue	32	Violet/White
7	Blue	7	Red/White	20	Violet/White	7	Gray	20	Light Blue/Black	33	Light Blue/Red
8	Violet	8	Orange/Black	21	Gray	8	Gray/Black	21	Light Green	34	Brown
9	White	9	Orange	22	Gray/Black	9	Pink	22	Light Green/Black	35	Brown/White
		10	Orange/White	23	Pink	10	Pink/Black	23	Blue/Black	36	Blue
		11	Yellow	24	Pink/Black	11	Red	24	Brown/Black	37	Blue/White
		12	Yellow/Black	25	White	12	Red/Black	25	White/Orange		
		13	Light Green			13	Black	26	Green/White		



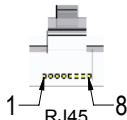
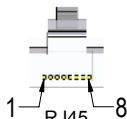
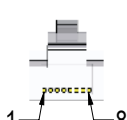
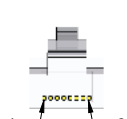
Panel Interface Connectors

PIC Extension Cables




RJ45 Cables | 42 VDC, 1.5 amps | CAT5e/CAT6a



RJ45 Male to Male Plug							
# of Poles	Front View	Wire AWG Rating	Cable Standard	Cables	Shield Type	Jacket Color	Part Number
8		24 AWG	CAT5e	PVC	N/A	Gray	RJ45-*
		42 VDC 1.5 A		PUR	N/A	Gray	RJ45P-**
Over-Molded RJ45 Male to Male Plug							
8		24 AWG 42 VDC 1.5 A	CAT5e	PVC Over-Molded	N/A	Blue	RJ45-IC-*-BU
						Red	RJ45-IC-*-RD
						Black	RJ45-IC-*-BK
					Foil Shield to RJ45 Connectors	Gray	RJ45S-IC-*-GY
			Blue	RJ45S-IC-*-BU			
			CAT6a	PVC Over-Molded	N/A	Blue	RJ45C6-IC-*-BU
RJ45 Male to Male Plug with Strain Relief							
4		24 AWG 42 VDC 1.5 A	CAT5e	PVC	N/A	Teal	RJ45-4MMP-**
				PVC	Foil Shield to RJ45 Connectors	Teal	RJ45S-4MMP-**
				PUR	Foil & Braided Shield to RJ45 Connectors	Teal	RJ45SP-4MMP-**
				TPE	Foil & Braided Shield to RJ45 Connectors	Teal	RJ45SW-4MMP-**
8		24 AWG 42 VDC 1.5 A	CAT5e	PVC	N/A	Teal	RJ45-8MMP-**
				PVC	Foil Shield to RJ45 Connectors	Teal	RJ45S-8MMP-**
				PUR	N/A	Teal	RJ45P-8MMP-**
				PUR	Foil & Braided Shield to RJ45 Connectors	Teal	RJ45SP -8MMP-**
				TPE	Foil & Braided Shield to RJ45 Connectors	Teal	RJ45SW-8MMP-**
			CAT6a	PVC	Foil Shield to RJ45 Connectors	Blue	RJ45C6-8MMPS-**

* Lengths in feet. Standard cable lengths are 1, 3, 7, 10, 15, 20, 25 & 50 feet. Consult factory for other lengths.

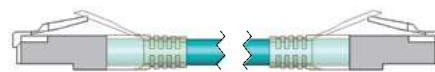
** Lengths in meters. Standard cable lengths are 1, 2, 4, 5, 6, 10 & 15 meters. Consult factory for other lengths.



RJ45 Male to Male Plug

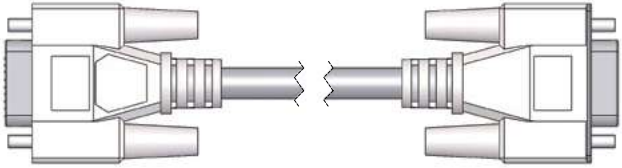
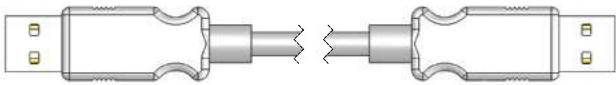
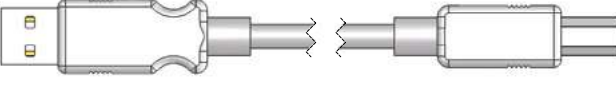
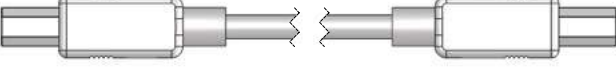
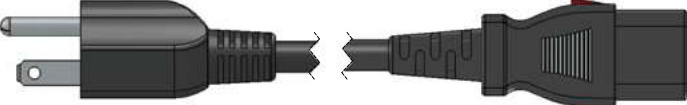


Over-Molded RJ45 Male to Male Plug



RJ45 Male to Male Plug with Strain Relief



Connector Body Style	Connector Type	Part Number
 <p>Female</p> <p>Male</p> <p>Not guaranteed color code See page 29 for guaranteed color code part numbers.</p>	9 Pin D-Sub	DB09-MF-*
	15 Pin D-Sub	DB15-MF-*
	25 Pin D-Sub	DB25-MF-*
	37 Pin D-Sub	DB37-MF-*
	Hi Density 15 Pin D-Sub	DDB15-MF-*
 <p>Male</p> <p>Male</p>	USB style A Male to USB style A Male	USBAA-*
 <p>Male</p> <p>Male</p>	USB style A Male to USB style B Male	USBAB-*
 <p>Male</p> <p>Male</p>	USB style B Male to USB style B Male	USBBB-*
	Locking IEC Power	D-515-C13L-*

* Lengths in feet. Standard cable lengths are 3, 6 & 10 feet. Consult factory for other lengths.




Panel Interface Connectors

PIC Accessories

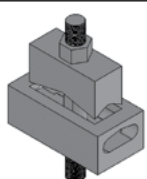


D-Sub Inserts & Shells | Punch & Die Sets | Locking Bar & Padlock | Screw Kits

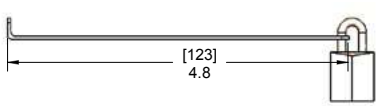
D-Sub Inserts	Termination Type	# of Pins	Part Number	
			Male	Female
	Solder Cup	9	DB09MSC	DB09FSC
		15	DB15MSC	DB15FSC
		Hi-Density DB15	DDB15MSC	DDB15FSC
		25	DB25MSC	DB25FSC
		37	DB37MSC	DB37FSC
	Crimp Style	9	DB09MCR	DB09FCR
		15	DB15MCR	DB15FCR
		Hi-Density DB15	DDB15MCR	DDB15FCR
		25	DB25MCR	DB25FCR
		37	DB37MCR	DB37FCR
	Crimp Pins	N/A	DBMCP	DBFCP


D-Sub Shells	# of Pins	Cable O.D. Range	Metal	Plastic	Watertight
	9	5-9 mm	DB09-SHELL	DB09-SHELL-PA	N/A
	15	5-9 mm	DB15-SHELL	DB15-SHELL-PA	N/A
	25	6-10 mm	DB25-SHELL	DB25-SHELL-PA	DB25-HOOD-WT
	37	8.5-14.5 mm	DB37-SHELL	DB37-SHELL-PA	DB37-HOOD-WT

Thumb Screws included with shells.

Punch & Die Sets	Hole Style	Dimension	Part Number
	Size 6	35 mm x 52 mm	CHI-06-PUNCH
	Size 10	35 mm x 65 mm	CHI-10-PUNCH
	Size 16	35 mm x 85.5 mm	CHI-16-PUNCH
	Size 24	35 mm x 112.0 mm	CHI-24-PUNCH

These punches are intended to be used with Greenlee hydraulic hand tools. The punch and die set are available for size 6, 10, 16 and 24 openings only. While punching, the drill holes for fastening the connectors are marked by the die with center marks so that they can easily be drilled out afterwards.

Locking Bar and Padlock	Description	Size	Part Number
	The Locking Bar and Padlock come as a kit. The bar is easily slid into the latch on the panel interface connector and the padlock is then attached through the open hole on the other end.	Size 6	D-PIC-LOCK-06
		Size 10	D-PIC-LOCK-10
		Size 32	D-PIC-LOCK

Optional Screw Kits	Part Number	Screw Size	Description
	D-PIC-MT	M4	304 Stainless Steel Screw, Plastic Washer, Split Washer, Nut
	D-PIC48-MT	M6	304 Stainless Steel Screw, Plastic Washer, Split Washer, Nut



Panel Interface Connectors

Port Adapters



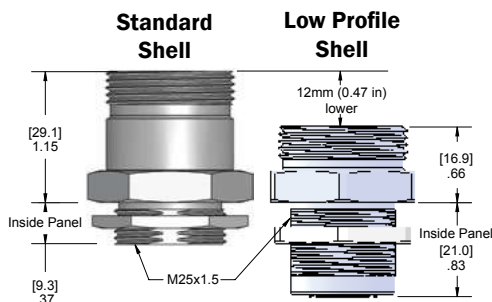
Single Port Shell | M25 Threads | Metal version | UL Type 4, 4X, 12 | IP69, IP69K Rating

Our smallest Panel Interface Connectors are ideal for tight spaces. The anodized aluminum housing has a connector potted inside and can easily be mounted to a cabinet through a 1" diameter hole. A cap is supplied with each unit to make them suitable for wash down.



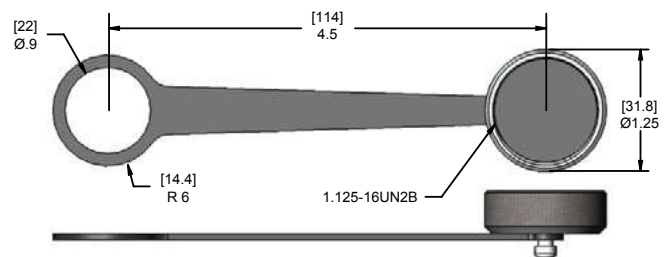
Part Number	Description	Front	Back	Part Number	Description	Front	Back
D-USB-AFAF-M25	USB Female TYPE A to USB Female TYPE A			RJ45-M25	RJ45 Jack to RJ45 Jack		
D-USB-AFBF-M25	USB Female TYPE A to USB Female TYPE B			RJ11-M25	RJ11 Jack to RJ11 Jack		
D-USB-BFAF-M25	USB Female TYPE B to USB Female TYPE A			RJ22-M25	RJ22 Jack to RJ22 Jack		
D-USB-BFBF-M25	USB Female TYPE B to USB Female TYPE B			DM6-M25	6 PIN Female MINI-DIN to 6 PIN Female MINI-DIN		
BNC-M25	BNC Jack to BNC Jack			DM8-M25	8 PIN Female MINI-DIN to 8 PIN Female MINI-DIN		
D-FOPT-2-M25	2 Agilent HFBR Fiber Optic Adaptors			Cutout			

Standard shell is anodized aluminum, for stainless steel shell add a "-SS" suffix. For low profile nickel plated brass shell, add a "-LP" suffix.



Tightening Torque: 6.7 N-m
Max. Panel Thickness: 4 mm

6.7 N-m
10 mm



Sealing cap with tether supplied with each unit.
NBR tether also acts as gasket for sealing to panel.



Panel Interface Connectors

PIC Accessories



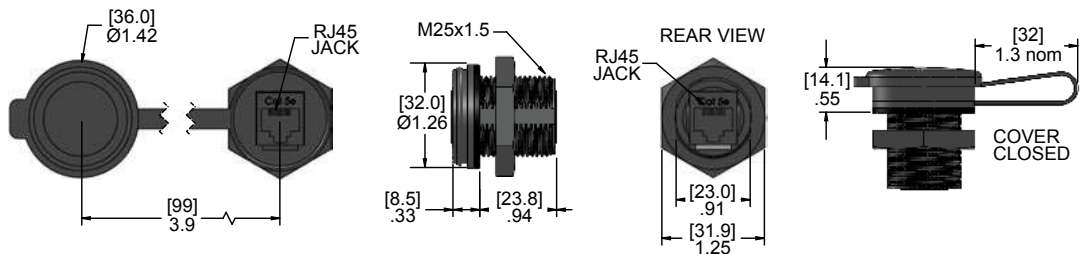
Low Profile Single Port Shell | M25 Threads | UL Type 12 | IP65, IP69 Rating



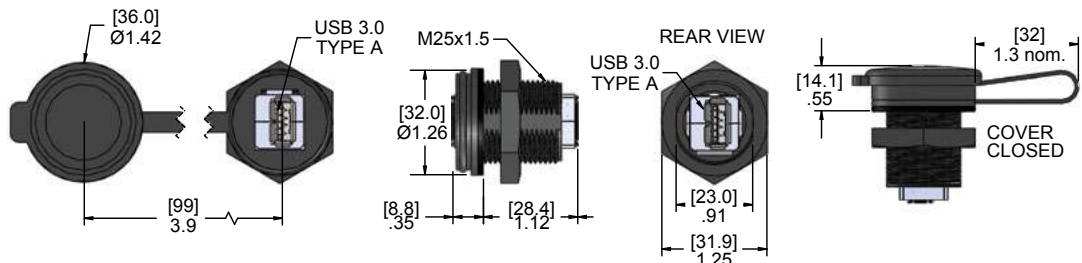
Mencom port adapters are available in a low profile black plastic shell with a M25 mounting thread. These port adapters have a RJ45, USB Type A, or USB Type B connector, and can easily be mounted to a cabinet through a 1" diameter hole. A cap is supplied with each unit to make them suitable for wash down.

Part Number	Description	Front	Back	Cutout
RJ12-M25-PA	RJ45 Jack to RJ45 Jack			<p>Tightening Torque: 5.0 N-m Max. Panel Thickness: 15 mm</p>
RJ45-M25-PA	RJ45 Jack to RJ45 Jack			
RJ45S-M25-PA	RJ45 Jack to RJ45 Jack with Shield			
D-USB-AFAF-M25-PA	USB Female TYPE A to Female TYPE A			
D-USB-AFBF-M25-PA	USB Female TYPE A to Female TYPE B			
D-USB-BFBF-M25-PA	USB Female TYPE B to Female TYPE B			
D-USB-BFAF-M25-PA	USB Female TYPE B to Female TYPE A			



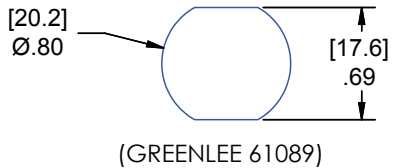


RJ45 Port Adapters



USB Port Adapters





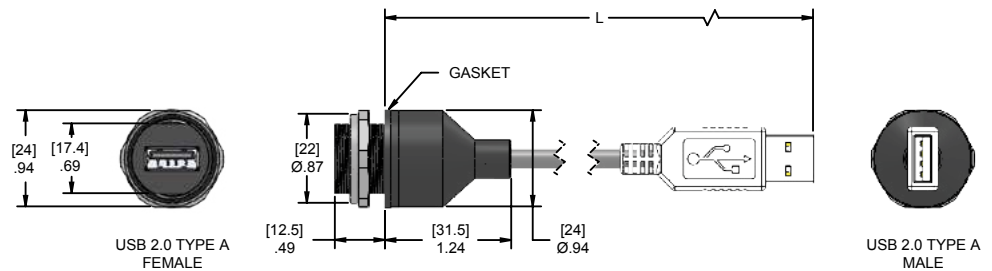
Part Number	Description	Front	Back	M20 Cutout
USB-AFAM-BM-**	USB Female TYPE A to Male TYPE A			
USB-AFBM-BM-**	USB Female TYPE A to Male TYPE B			

** Length in meter. Standard cable lengths are 0.5, 1, 2 & 3 meters. Consult factory for other lengths.

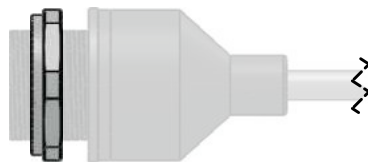
Cap (CAP-M20-M20) sold separately.

Specifications:

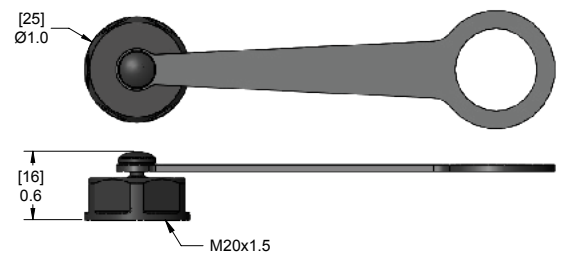
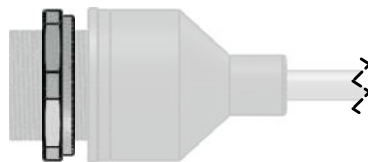
Body: Black ABS
 Gasket: Black TPE
 Jam nut: Black ABS
 Tightening Torque: 3.5 N-m
 Max. Panel Thickness: 7.5 mm



For M20 Cutout



For M22 Cutout



CAP-M20-M20

By flipping over the included jam nut, this port adapter will fit into an M22 cutout.

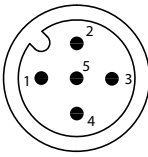


Panel Interface Connectors

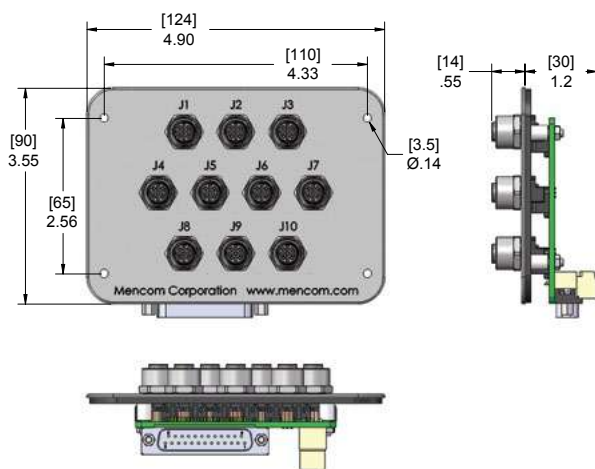
10 - 5 Conductor JDC (M12) Panel Mount Junction Blocks



3 Pin Pluggable Power Connector | 25 Pin D-Sub | 300 Volt, 3 amps

Female Faceview	# of Poles	Rating	Part Number
 M12x1	5	300V 3A	D32-10MDC-DB25

Custom Options available, please consult the factory.



10 - 5 Pin Female MDC Receptacles

3 Pin pluggable power connector
(for alternative to DB25 pins 21 - 25)

25 Pin D-Sub male connector

Specifications:

Ratings: 3 A per Connector
8 A per Block

Plate: Stainless Steel

Inserts: Polyamide

Coupling Nuts: Nickel Plated Brass

O-Ring: BUNA-N

Contacts: Copper Alloy with Gold Plating

Gasket: Closed Cell PVC/NBR

Wiring			
Port #	PIN #	DB25 PIN #	3 PIN Pluggable PIN #
ALL PORTS	1	23 & 24	V+
ALL PORTS	3	21 & 22	V-
ALL PORTS	5	25	Ground
J1	4	1	
J1	2	2	
J2	4	3	
J2	2	4	
J3	4	5	
J3	2	6	
J4	4	7	
J4	2	8	
J5	4	9	
J5	2	10	
J6	4	11	
J6	2	12	
J7	4	13	
J7	2	14	
J8	4	15	
J8	2	16	
J9	4	17	
J9	2	18	
J10	4	19	
J10	2	20	

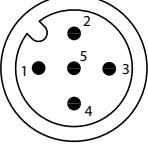


Panel Interface Connectors

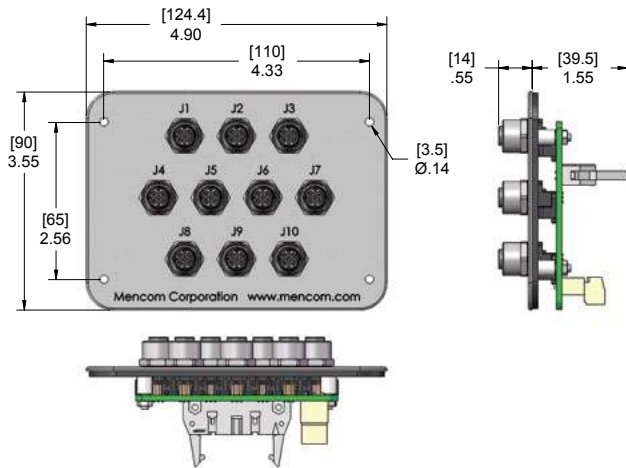
10 - 5 Conductor JDC (M12) Panel Mount Junction Blocks



3 Pin Pluggable Power Connector | 20 Pin Ribbon Cable | 300 Volt, 3 amps

Female Faceview	# of Poles	Rating	Part Number
 M12x1	5	300V 3A	D32-10MDC-RC20

Custom Options available, please consult the factory.



10 - 5 Pin Female MDC Receptacles

3 Pin pluggable power connector

20 Pin Ribbon Cable

Specifications:

Ratings: 3 A per Connector
8 A per Block
Plate: Stainless Steel
Inserts: Polyamide
Coupling Nuts: Nickel Plated Brass
O-Ring: BUNA-N
Contacts: Copper Alloy with Gold Plating
Gasket: Closed Cell PVC/NBR

Wiring			
Port #	PIN #	DB25 PIN #	3 PIN Pluggable PIN #
ALL PORTS	1		V+
ALL PORTS	3		V-
ALL PORTS	5		Ground
J1	4	1	
J1	2	2	
J2	4	3	
J2	2	4	
J3	4	5	
J3	2	6	
J4	4	7	
J4	2	8	
J5	4	9	
J5	2	10	
J6	4	11	
J6	2	12	
J7	4	13	
J7	2	14	
J8	4	15	
J8	2	16	
J9	4	17	
J9	2	18	
J10	4	19	
J10	2	20	



Panel Interface Connectors

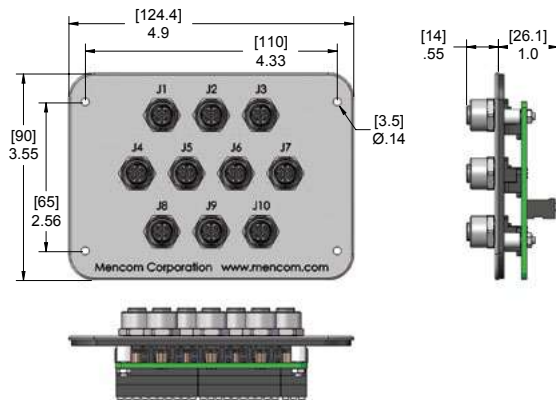
10 - 5 Conductor JDC (M12) Panel Mount Junction Blocks



3 Pin Pluggable Power Connector | Terminal Block | 300 Volt, 3 amps

Female Faceview	# of Poles	Rating	Part Number
 M12x1	5	300V 3A	D32-10MDC-TB23

Custom Options available, please consult the factory.



10 - 5 Pin Female MDC Receptacles

23 Pin Push Button Spring-Clamp
Terminal Blocks

Wiring		
Port #	PIN #	3 PIN Pluggable PIN #
ALL PORTS	1	V+
ALL PORTS	3	V-
ALL PORTS	5	Ground
J1	4	2 - J1
J1	2	3 - J1
J2	4	2 - J2
J2	2	3 - J2
J3	4	2 - J3
J3	2	3 - J3
J4	4	2 - J4
J4	2	3 - J4
J5	4	2 - J5
J5	2	3 - J5
J6	4	2 - J6
J6	2	3 - J6
J7	4	2 - J7
J7	2	3 - J7
J8	4	2 - J8
J8	2	3 - J8
J9	4	2 - J9
J9	2	3 - J9
J10	4	2 - J10
J10	2	3 - J10

Specifications:

Ratings: 3 A per Connector
8 A per Block

Plate: Stainless Steel

Inserts: Polyamide

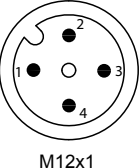
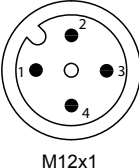
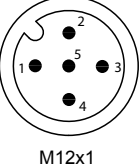
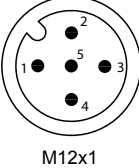
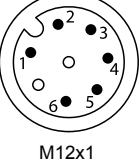
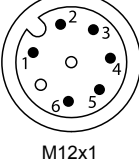
Coupling Nuts: Nickel Plated Brass

O-Ring: BUNA-N

Contacts: Copper Alloy with Gold Plating

Gasket: Closed Cell PVC/NBR




8 Port Version				10 Port Version			
Female Faceview	# of Poles	Rating	Part Number	Female Faceview	# of Poles	Rating	Part Number
 M12x1	4	300V 4A	D32-8MDC-4FR-BM-**	 M12x1	4	300V 4A	D32-10MDC-4FR-BM-**
 M12x1	5	300V 4A	D32-8MDC-5FR-BM-**	 M12x1	5	300V 4A	D32-10MDC-5FR-BM-**
 M12x1	6	60V 2A	D32-8MDC-6FR-BM-**	 M12x1	6	60V 2A	D32-10MDC-6FR-BM-**

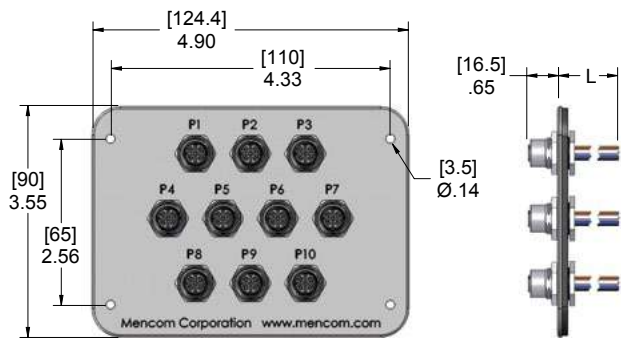
** Lengths in meters. Standard Cable lengths are 1, 2, 4, 6 & 10 meters. Consult factory for other lengths.

2~5 Pole females will have all 5 contact holes in the connector.

Custom Options available, please consult the factory.



8 Port Version



10 Port Version

Specifications:

Ratings: 4 A per Connector
8 A per Block

Plate: Stainless Steel

Inserts: Polyamide

Coupling Nuts: Nickel Plated Brass

O-Ring: BUNA-N

Contacts: Copper Alloy with Gold Plating

Gasket: Closed Cell PVC/NBR

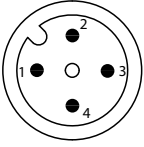
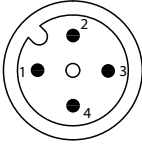
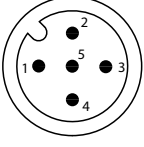
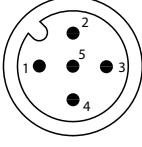
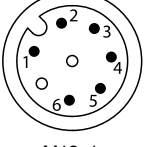



Panel Interface Connectors

4, 5 & 6 Conductor JDC (M12) Panel Mount Junction Blocks

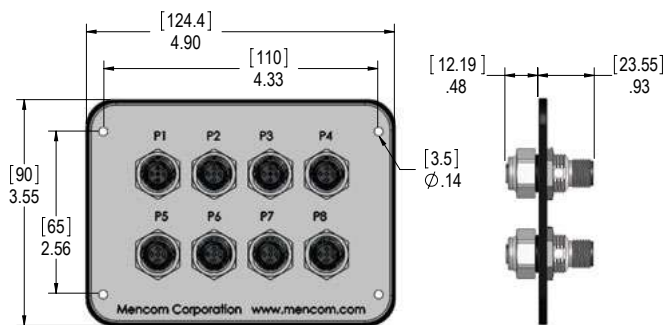


8 & 10 Port | Through Mount | Straight Wiring

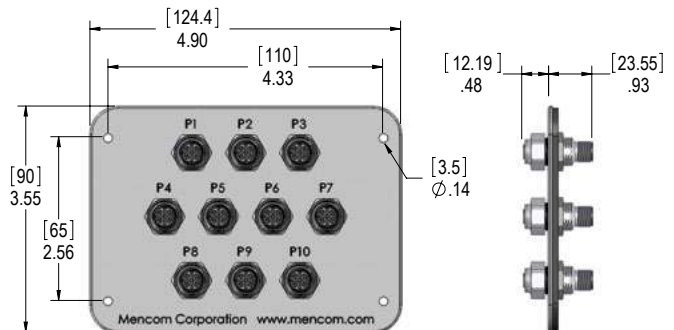
8 Port Version				10 Port Version			
Female Faceview	# of Poles	Rating	Part Number	Female Faceview	# of Poles	Rating	Part Number
 M12x1	4	300V 4A	D32-8MDC-4FR-TM	 M12x1	4	300V 4A	D32-10MDC-4FR-TM
 M12x1	5	300V 4A	D32-8MDC-5FR-TM	 M12x1	5	300V 4A	D32-10MDC-5FR-TM
 M12x1	6	60V 2A	D32-8MDC-6FR-TM	 M12x1	6	60V 2A	D32-10MDC-6FR-TM

2~5 Pole females will have all 5 contact holes in the connector.

Custom Options available, please consult the factory.



8 Port Version



10 Port Version

Specifications:

Ratings: 4 A per Connector
8 A per Block

Plate: Stainless Steel

Inserts: Polyamide

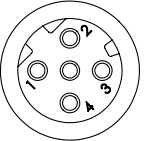
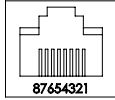
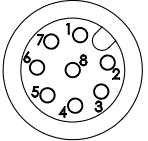
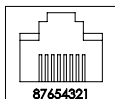
Coupling Nuts: Nickel Plated Brass

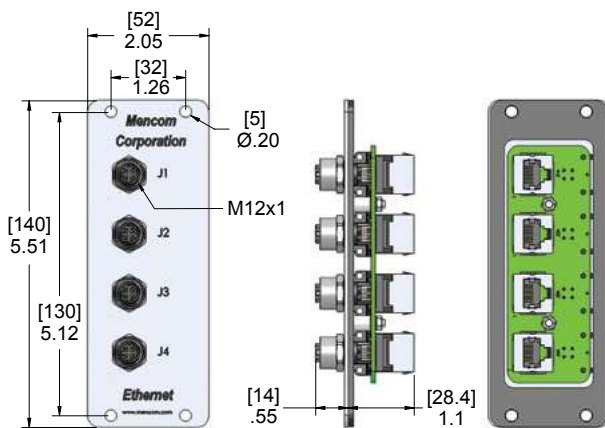
O-Ring: BUNA-N

Contacts: Copper Alloy with Gold Plating

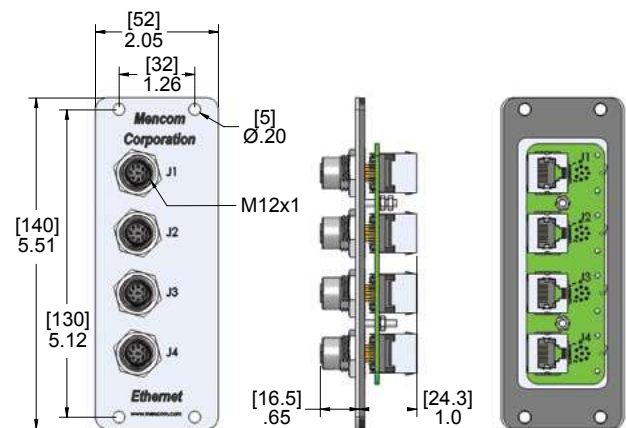
Gasket: Closed Cell PVC/NBR



MDE45 to RJ45 Panel Mount Adapters				
Female Faceview	# of Poles	Wiring MDE45	Part Number	RJ45 Faceview
 <p>1 = White/Orange (+ TX) 2 = White/Green (+ RX) 3 = Orange (- TX) 4 = Green (- RX)</p> <p>M12x1</p>	<p>4</p> <p>D-Coded</p>	<p>1 to 1 2 to 3 3 to 2 4 to 6</p>	<p>D24-4MDE45-4FR-RJ45</p>	 <p>87654321</p> <p>RJ45</p> <p>1 = White/Orange (+ TX) 2 = Orange (- TX) 3 = White/Green (+ RX) 4 = N/C 5 = N/C 6 = Green (- RX) 7 = N/C 8 = N/C</p>
MDC 8 to RJ45 Panel Mount Adapters				
 <p>1 = White/Blue 2 = White/Brown 3 = Brown 4 = Orange (-TX) 5 = White/Green (+RX) 6 = White/Orange (+TX) 7 = Blue 8 = Green (-RX)</p> <p>M12x1</p>	<p>8</p>	<p>1 to 5 2 to 7 3 to 8 4 to 2 5 to 3 6 to 1 7 to 4 8 to 6</p>	<p>D24-4MDE45-8FR-RJ45</p>	 <p>87654321</p> <p>RJ45</p> <p>1 = White/Orange (+ TX) 2 = Orange (- TX) 3 = White/Green (+ RX) 4 = N/C 5 = N/C 6 = Green (- RX) 7 = N/C 8 = N/C</p>



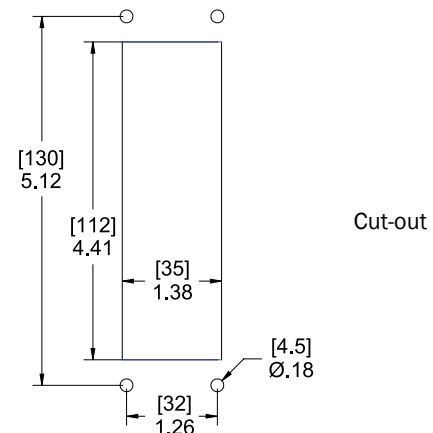
D24-4MDE45-4FR-RJ45



D24-4MDE45-8FR-RJ45

Specifications:

Plate:	Stainless Steel
M12 Coupling:	Nickel Plated Brass
M12 Insert:	Polyamide
Contacts:	Copper Alloy with Gold Plating
O-Rings:	NBR
Gasket:	PVC NBR
RJ45 Connector:	Cat 5
Mounting Screws:	#8 or M4 Screws
Shielding:	Shield connected between MDE45 Housing and RJ45 Connector
Temperature:	-40°C to +80°C (-40°F to +176°F)



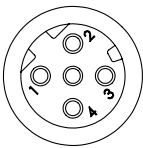
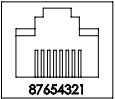
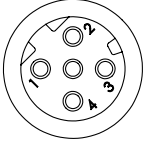
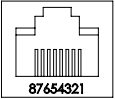


Panel Interface Connectors

4 Conductor Ethernet Series Panel Mount Junction Blocks


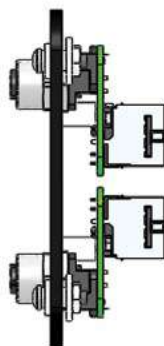



Size 32 | 8 & 10 Port | MDE45 to RJ45

8 Connector Version				
Female Faceview	# of Poles	Wiring MDE45	Part Number	RJ45 Faceview
 <p>1 = White/Orange (+ TX) 2 = White/Green (+ RX) 3 = Orange (- TX) 4 = Green (- RX)</p> <p>M12x1</p>	<p>4</p> <p>D-Coded</p>	<p>1 to 1 2 to 3 3 to 2 4 to 6</p>	<p>D32-8MDE45-4FR-RJ45-**</p>	 <p>87654321</p> <p>RJ45</p> <p>1 = White/Orange (+ TX) 2 = Orange (- TX) 3 = White/Green (+ RX) 4 = N/C 5 = N/C 6 = Green (- RX) 7 = N/C 8 = N/C</p>
10 Connector Version				
 <p>1 = White/Orange (+ TX) 2 = White/Green (+ RX) 3 = Orange (- TX) 4 = Green (- RX)</p> <p>M12x1</p>	<p>4</p> <p>D-Coded</p>	<p>1 to 1 2 to 3 3 to 2 4 to 6</p>	<p>D32-10MDE45-4FR-RJ45-**</p>	 <p>87654321</p> <p>RJ45</p> <p>1 = White/Orange (+ TX) 2 = Orange (- TX) 3 = White/Green (+ RX) 4 = N/C 5 = N/C 6 = Green (- RX) 7 = N/C 8 = N/C</p>

** Lengths in meters. Standard Cable lengths are 1, 2, 4, 6 & 10 meters. Consult factory for other lengths.

Custom Options available, please consult the factory.



Specifications:

Plate:	Stainless Steel
M12 Coupling:	Nickel Plated Brass
M12 Insert:	Polyamide
Contacts:	Copper Alloy with Gold Plating
O-Rings:	NBR
Gasket:	PVC NBR
RJ45 Connector:	Cat 5
Mounting Screws:	#8 or M4 Screws
Shielding:	Shield connected between MDE45 Housing and RJ45 Connector
Temperature:	-40°C to +80°C (-40°F to +176°F)

