

# CLASS C

# CANADIAN FUSES



## CLASS C FUSES

Ferraz Shawmut Class C fuses have British standard (BS88) dimensions and are exact replacements for the British fuses and older HRCII-C fuses. Class C fuses are not dimensionally or electrically interchangeable with other North American fuses. They feature ceramic bodies and bolt-in mounting. They are for short-circuit protection only, in motor controllers, for example, where overload protection is provided by an overload relay.

\* Ceramic version available upon request

### HIGHLIGHTS:

- BS88 Dimensions
- Fast-Acting

### APPLICATIONS:

- Short circuit and back-up protection of motor controllers and components

### Ratings

- **AC:** 2 to 600A  
600VAC, 200kA I.R.
- **DC:** 460V DC, 40kA I.R.  
FES (2-60),  
FESF (250-400),  
FESC (250-400),  
450V DC, 40kA I.R.  
FESC (450-600)  
350V DC, 40kA I.R.  
FES (80-100),  
FESC (80-200)

### Approvals

- CSA Certified  
HRCII-MISC  
IEC269-2-1

**F**

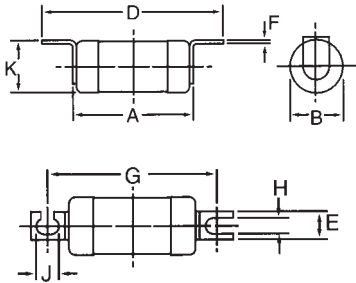
### Class C Fuse Ampere Ratings, Catalog Numbers

AMPERE RATING	CATALOG NUMBER	AMPERE RATING	CATALOG NUMBER	AMPERE RATING	CATALOG NUMBER
2	FES2	80	FES80	250	FESF250
4	FES4	100	FES100	300	FES300
6	FES6	125	FES125	350	FESF350
10	FES10			400	FESF400
15	FES15			250	FESC250
20	FES20	150	FES150	300	FESC300
25	FES25	200	FES200	350	FESC350
30	FES30	80	FESC80	400	FESC400
		100	FESC100		
40	FES40	125	FESC125	450	FESC450
50	FES50	150	FESC150	500	FESC500
60	FES60	200	FESC200	600	FESC600

# CLASS C

## CANADIAN FUSES

**FES2-30  
FES40-60  
FES80-100  
FES125-200**



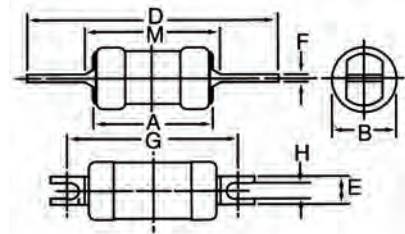
**Dimensions  
Inches  
(mm)**

PART NUMBER	A	B	D	E	F	G	H	K
<b>FES 2-30</b>	2.06 (52.3)	0.81 (20.6)	3.31 (84.1)	0.35 (8.9)	0.06 (1.6)	2.83 (71.9)	0.20 (5.2)	0.84 (21.3)
<b>FES 40-60</b>	2.19 (55.6)	1.06 (26.9)	3.44 (87.4)	0.50 (12.7)	0.06 (1.6)	2.77 (70.4)	0.20 (5.2)	1.07 (27.2)
<b>FES 80-100</b>	2.69 (68.3)	1.34 (34.0)	4.31 (109.5)	0.75 (19.1)	0.13 (3.2)	3.64 (92.5)	0.34 (8.7)	1.43 (36.3)
<b>FES 125-200</b>	2.69 (68.3)	1.58 (40.1)	4.31 (109.5)	0.75 (19.1)	0.13 (3.2)	3.64 (92.5)	0.34 (8.7)	1.69 (42.9)
<b>FESC 80-100</b>	2.44 (61.9)	1.34 (33.9)	5.31 (134.9)	0.75 (19.1)	0.13 (3.2)	4.28 (108.7)	—	—
<b>FESC 125-200</b>	2.44 (61.9)	1.59 (40.3)	5.31 (134.9)	0.75 (19.1)	0.13 (3.2)	4.28 (108.7)	—	—
<b>FESF 250-400</b>	3.00 (76.2)	2.00 (50.8)	5.38 (136.7)	1.00 (25.4)	0.25 (6.4)	4.25 (108.0)	0.41 (10.4)	—
<b>FESC 250-400</b>	3.00 (76.2)	2.00 (50.8)	8.25 (209.6)	1.00 (25.4)	0.25 (6.4)	5.16 (131.0)	—	—
<b>FESC 450-600</b>	3.00 (76.2)	2.88 (73.0)	8.25 (209.6)	1.00 (25.4)	0.38 (9.5)	5.06 (128.6)	—	—

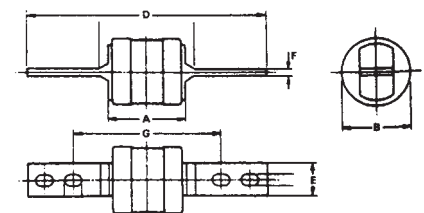
**I<sup>2</sup>t Data at 200kA**

FUSE AMPERE RATING	3-PHASE I <sup>2</sup> t Data	
	PRE-ARC (A <sup>2</sup> s)	@ 600V (A <sup>2</sup> s)
2	2.3	6.6
4	7.0	20
6	22	70
10	100	310
15	260	750
20	540	1300
25	820	2000
30	2800	6200
40	4000	10 x 10 <sup>3</sup>
50	6400	16 x 10 <sup>3</sup>
60	12 x 10 <sup>3</sup>	28 x 10 <sup>3</sup>
80	14 x 10 <sup>3</sup>	44 x 10 <sup>3</sup>
100	17 x 10 <sup>3</sup>	62 x 10 <sup>3</sup>
125	25 x 10 <sup>3</sup>	93 x 10 <sup>3</sup>
150	62 x 10 <sup>3</sup>	170 x 10 <sup>3</sup>
200	90 x 10 <sup>3</sup>	280 x 10 <sup>3</sup>
250	200 x 10 <sup>3</sup>	600 x 10 <sup>3</sup>
300	300 x 10 <sup>3</sup>	900 x 10 <sup>3</sup>
350	500 x 10 <sup>3</sup>	1600 x 10 <sup>3</sup>
400	630 x 10 <sup>3</sup>	2100 x 10 <sup>3</sup>
450	800 x 10 <sup>3</sup>	2500 x 10 <sup>3</sup>
500	1200 x 10 <sup>3</sup>	3200 x 10 <sup>3</sup>
600	2000 x 10 <sup>3</sup>	5200 x 10 <sup>3</sup>

**FESC80-100  
FESC125-200  
FESF250-400**



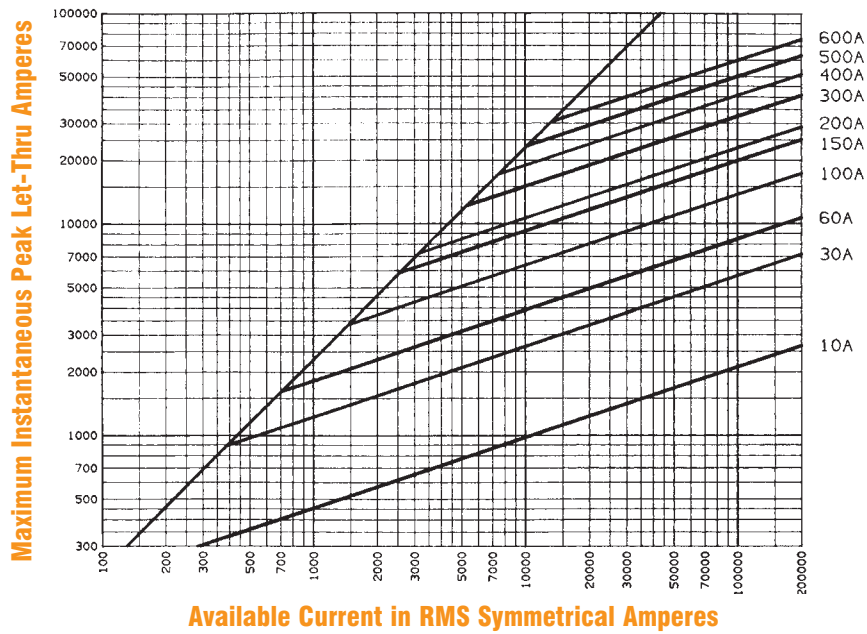
**FESC250-400  
FESC450-600**



# CLASS C

## CANADIAN FUSES

**Peak Let-Thru Current Data – Class C Fuses, 10 to 600A, 600Volts AC**



**Melting Time - Current Data – Class C Fuses, 2 to 600A, 600Volts AC**

