

M8 male 0° / M8 female 0°, shielded EC

PUR 1x4xAWG26 shielded gn UL/CSA+drag chain 10m

EtherCAT

Male straight – female straight

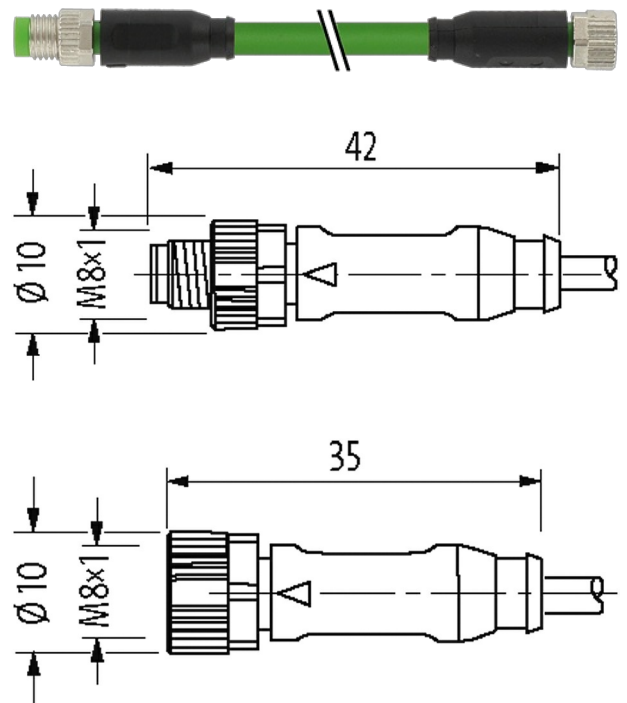
M8 – M8, 4-pole

shielded

Further cable lengths on request.

Plastic housings with good resistance against chemicals and oils.

The resistance to aggressive media should be individually tested for your application. Further details on request.

[Link to Product](#)**Illustration**

Product may differ from Image

Approvals

* only for products with UL/CSA approved cable

More Info

Form

Form

89831

General data

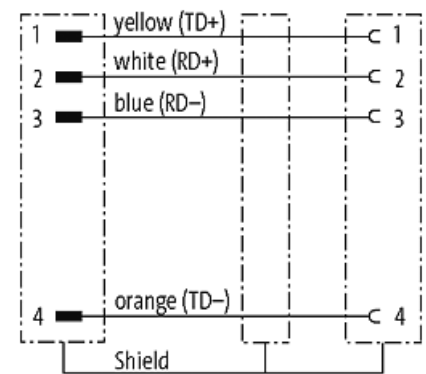
| | |
|------------------------------------|---|
| Standards | DIN EN 61076-2-104 (M8) |
| Pollution Degree | 3 |
| Temperature range | -25...+85 °C, depending on cable quality |
| Material (gasket) | FKM |
| Cables | |
| No./diameter of wires | 1 × 4 × 0.15 mm ² |
| Wire isolation | PO (wh, ye, bl, or) |
| C-track properties | 5 Mio. |
| Material (jacket) | PUR (UL/CSA) |
| Outer Ø | 4.9 mm ±5% |
| Bend radius (moving) | 12× outer Ø |
| Temperature range (fixed) | -20...+80 °C |
| Temperature range (mobile) | -20...+50 °C |
| Cable identification | 791 |
| Approval (cable) | UL (AWM-Style 20236/1589), CSA; CE |
| Cable weight [g/m] | 59,40 |
| Material (wire) | Cu wire, bare |
| Resistor (core) | max. 139.3 Ω/km (20 °C) |
| Single wire Ø (core) | 0.15 mm |
| Construction (core) | 19 × 0.15 mm (multi-strand wire class 5) |
| Diameter (core) | 1 × 4 × AWG26 |
| AWG | similar to AWG 26 |
| Material (wire isolation) | PO |
| Wire-Ø incl. isolation | 1.0 mm ±5% |
| Color/numbering of wires | wh, or, bl, ye |
| Stranding combination | 4 wires twisted |
| Shield | yes |
| | min. 85% |
| Material (jacket) | PUR |
| Material property (jacket) | CFC-, halogen-, cadmium-, silicone- and lead-free |
| Outer-Ø (jacket) | 4.9 mm ±5% |
| Color (jacket) | green |
| chemical resistance | good resistance to oil, gasoline and chemicals |
| thermal resistance | flame retardant |
| Temperature range (fixed) | -20...+80 °C |
| Temperature range (mobile) | -20...+50 °C |
| Bend radius (fixed) | 7.5× outer Ø |
| Bend radius (moving) | 12× outer Ø |
| No. of bending cycles (C-track) | max. 5 Mio. (25 °C) |
| Traversing distance (C-track) | max. 5 m (horizontal) |
| Travel speed (C-track) | max. 300 m/min |
| Acceleration (C-track) | max. 5 m/s ² |
| Jacket Color | green |
| Technical Data | |
| Operating voltage | max. 50 V AC/60 V DC |
| Operating voltage (only UL listed) | max. 30 V AC/DC |
| Rated surge voltage | 1.5 kV |
| Operating current per contact | max. 4 A |

| | |
|---|---|
| Material group | IEC 60664-1, category I |
| Transfer parameters | CAT5, Class D (ISO/IEC 11801:2002), (EN 50173-1) |
| Locking of ports | Screw thread (M8×1 mm) recommended torque 0.4 Nm, self-securing |
| Compression gland | M8 (SW9) |
| Protection | IP67 inserted and tightened (EN 60529) |
| Locking material | Zinc die casting, matte nickel plated |
| Material | PUR |
| suitable for corrugated tube (internal Ø) | 6.5 mm |

Commercial data

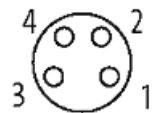
| | |
|-----------------------|---------------|
| country of origin | DE |
| customs tariff number | 85444290 |
| EAN | 4048879436601 |
| eClass | 27061801 |
| Packaging unit | 1 |

Sketch



Male

Female



Product may differ from Image