

M12 Power S-coded female 0° with cable

PUR 4x1.5 bk UL/CSA+drag chain 30m

Female straight

M12, 4-pole

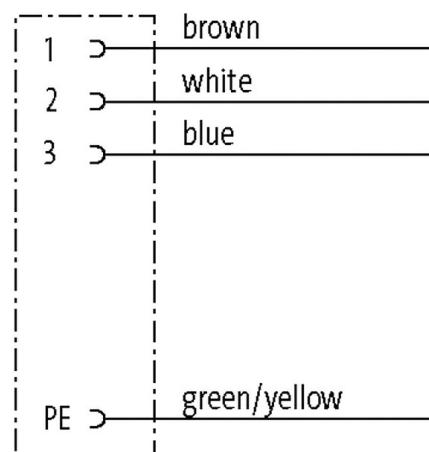
S-coded

with cable sleeves

Plastic housings with good resistance against chemicals and oils.

The resistance to aggressive media should be individually tested for your application. Further details on request.

Further cable lengths on request.

[Link to Product](#)**Illustration**

Product may differ from Image

Form

Form P6221

General data

| | |
|---------------------------|--|
| Standards | IEC 61076-2-111 |
| Pollution Degree | 3 |
| Stripping length (jacket) | 100 mm |
| Temperature range | -25...+85 °C, depending on cable quality |
| Material (gasket) | FKM |

Cables

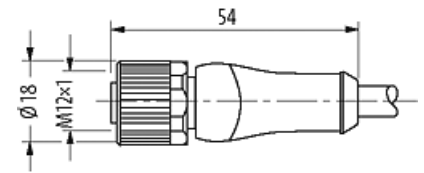
| | |
|---------------------------|---|
| No./diameter of wires | 4 × 1.5 mm ² |
| Wire isolation | PP (br, wh, bl, num; gnye longitudinally striped) |
| C-track properties | 5 Mio. |
| Material (jacket) | PUR (UL/CSA) |
| Outer Ø | 7.7 mm ±5% |
| Bend radius (moving) | 10× outer Ø |
| Temperature range (fixed) | -50...+80 °C |

| | |
|------------------------------------|--|
| Temperature range (mobile) | -20...+80 °C |
| Cable identification | P06 |
| Cable Type | 3 (PUR) |
| Approval (cable) | cURus (AWM-Style 21223/10492) |
| Cable weight [g/m] | 114,40 |
| Material (wire) | Cu wire, bare |
| Resistor (core) | max. 13.3 Ω/km (20 °C) |
| Single wire Ø (core) | 0.15 mm |
| Construction (core) | 84× 0.15 mm (multi-strand wire class 6) |
| Diameter (core) | 4× 1.5 mm ² |
| AWG | similar to AWG 16 |
| Material (wire isolation) | PP |
| Material property (wire isolation) | CFC-, halogen-, cadmium-, silicone- and lead-free |
| Shore hardness (wire isolation) | 60 ±5 D |
| Wire-Ø incl. isolation | 2.3 mm ±5% |
| Color/numbering of wires | bl, wh, br, num; gnye longitudinally striped |
| Stranding combination | 4 wires twisted |
| Shield | no |
| Material (jacket) | PUR |
| Material property (jacket) | CFC-, halogen-, cadmium-, silicone- and lead-free, matt, low-adhesion, machine easy to process, abrasion-resistant, hydrolysis and microbial resistant |
| Shore hardness (jacket) | 90 ±5 A |
| Outer-Ø (jacket) | 7.7 mm ±5% |
| Color (jacket) | black |
| chemical resistance | good resistance to oil, gasoline and chemicals (EN 60811-404) |
| thermal resistance | flame retardant UL 1581 VW1 / CSA FT1 / IEC 60332-1, IEC 60332-2-2 |
| Nominal voltage | 1000 V AC |
| Test voltage | 10.0 kV |
| Current load capacity | to DIN VDE 0298-4 |
| Temperature range (fixed) | -50...+80 °C |
| Temperature range (mobile) | -20...+80 °C |
| Bend radius (fixed) | 7.5× outer Ø |
| Bend radius (moving) | 10× outer Ø |
| No. of bending cycles (C-track) | max. 5 Mio. (25 °C) |
| Traversing distance (C-track) | max. 5 m (horizontal) |
| Travel speed (C-track) | max. 3.3 m/s |
| Acceleration (C-track) | max. 5 m/s ² |
| Torsion stress | ±180°/m |
| No. of torsion cycles | max. 2 Mio. (25 °C) |
| Torsion speed | 35 cycles/min |
| Jacket Color | black |
| Technical Data | |
| Operating voltage | max. 630 V AC/DC |
| Rated surge voltage | 6.0 kV |
| Operating current per contact | max. 12 A |
| Material group | IEC 60664-1, category I |
| Coding | S-coded |
| Locking of ports | Screw thread (M12×1 mm) recommended torque 0.6 Nm, self-securing |
| Compression gland | M12 (SW17) |

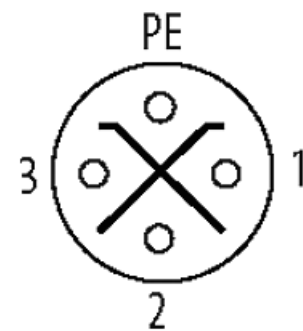
| | |
|---|--|
| Protection | IP65 and IP67 when plugged and screwed down (EN 60529) |
| Locking material | Zinc die casting, matte nickel plated |
| Material | PUR |
| suitable for corrugated tube (internal Ø) | 12 mm |

Commercial data

| | |
|-----------------------|---------------|
| country of origin | DE |
| customs tariff number | 85444290 |
| EAN | 4048879669269 |
| eClass | 27279218 |
| Packaging unit | 1 |

Sketch

Female



Product may differ from Image