

R95-105



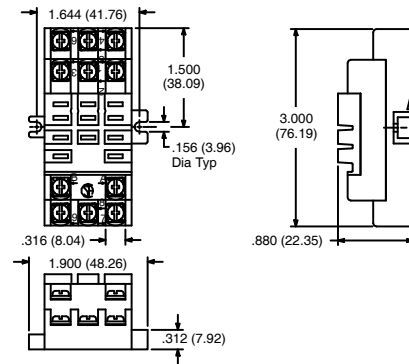

11-Pin Heavy Duty Square Base Socket

Features

- Panel/Surface Mount
- Pressure Clamp Screws
- Accepts .187" Blade Terminals
- Hold down clip supplied with socket, also available separately (R95-002)

Electrical Rating:

300 Volts, 10 Amps



R95-106A



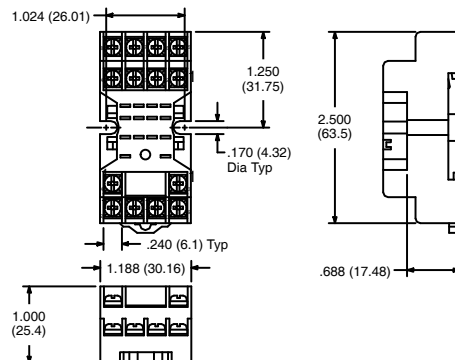
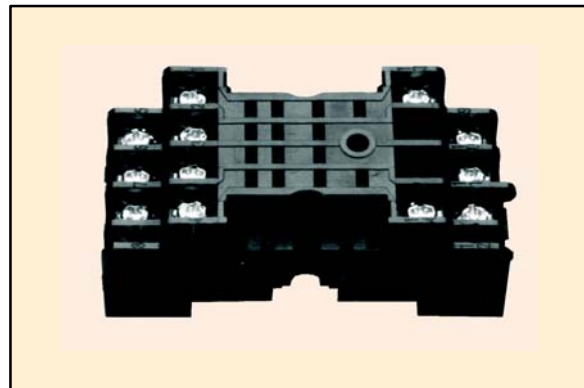
14-Pin Miniature Socket

Features

- Panel/Surface Mount
- Pressure Clamp Screws
- DPDT or 4PDT
- Screws: 4-40 x 1/4" Steel, Nickel Plated
- Hold down clip supplied with socket, also available separately (R95-001)

Electrical Rating:

300 Volts, 10 Amps



R95-115



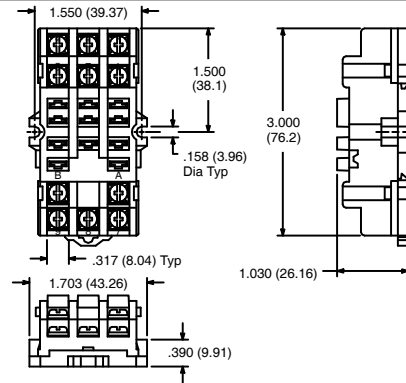

11-Pin Square Base Socket

Features

- Panel/Surface Mount
- DIN Rail Mountable
- Pressure Clamp Screws

Electrical Rating:

300 Volts, 10 Amps



R95-116

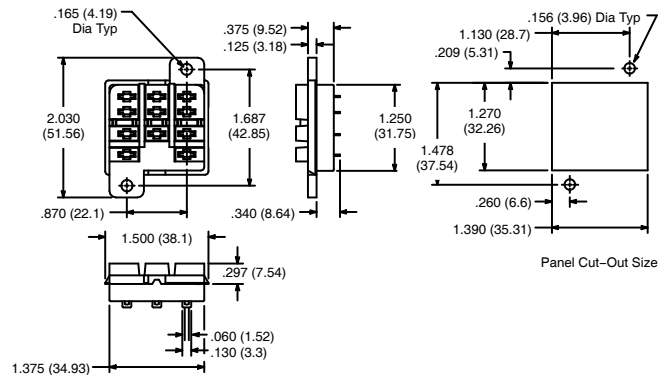

11-Pin Square Base Socket

Features

- Panel Mount
- Solder Terminals
- Accepts .187" Blade Terminals
- SPDT, DPDT and 3PDT Applications

Electrical Rating:

300 Volts, 10 Amps



R95-123



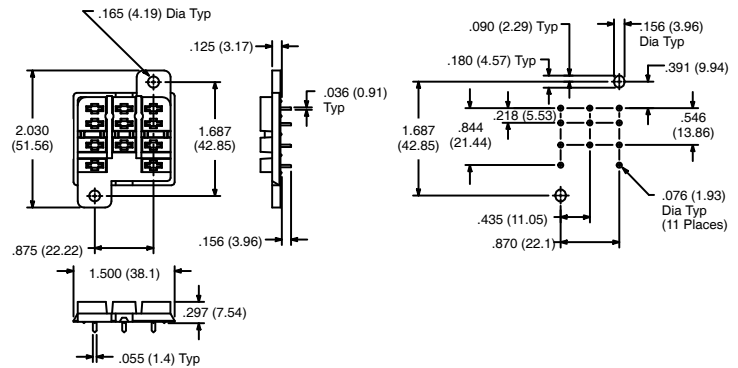

11-Pin Blade Socket

Features

- P.C. Board Mount
- Accepts .187" Blade Terminals
- 3PDT, DPDT & SPDT Applications

Electrical Rating:

300 Volts, 10 Amps



R95-124



11-Pin Blade Socket

Features

- Panel Mount
- Accepts .187" Blade Terminals
- Quick disconnect terminals

Electrical Rating:

300 Volts, 10 Amps

