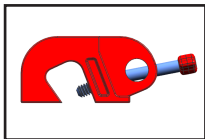

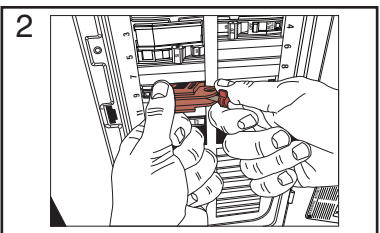
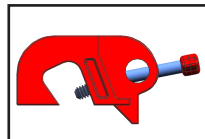


Installation Instructions

PSL-CBNT



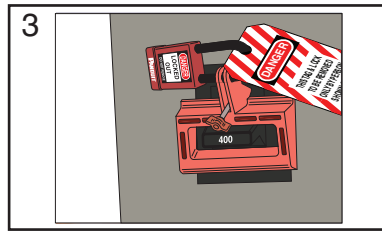
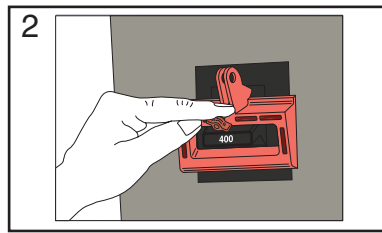
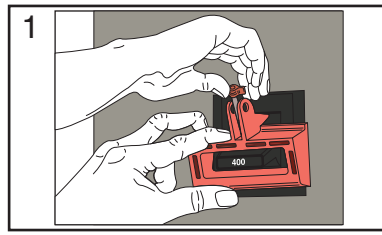

PSL-CBILNT



Installation Instructions

PSL-CBL

Designed to lockout a wide range of 3 phase circuit breakers (227V and above)



PANDUIT™

Life Savers Kit

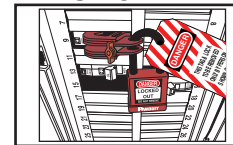
PSL-CBKIT Circuit Breaker Lockout Kit Juego del dispositivo de cierre de disyuntor PSL-CBKIT

PSL-CBNT




Compact, universal design to lockout a wide range of single, double and triple handle circuit breakers

PSL-CBILNT



To lockout a wide range of Square D I-LINE* and equivalent circuit breaker brands and styles, and Federal Pacific breakers

PSL-CBL



Designed to lockout a wide range of 3 phase circuit breakers (227V and above)

ALL WARRANTIES, INCLUDING MERCHANTABILITY AND FITNESS FOR A PARTICULAR PURPOSE, ARE EXCLUDED. USER IS RESPONSIBLE TO DETERMINE SUITABILITY OF PRODUCT FOR INTENDED USE

*I-LINE is a registered trademark of Square D Company

WARNING!

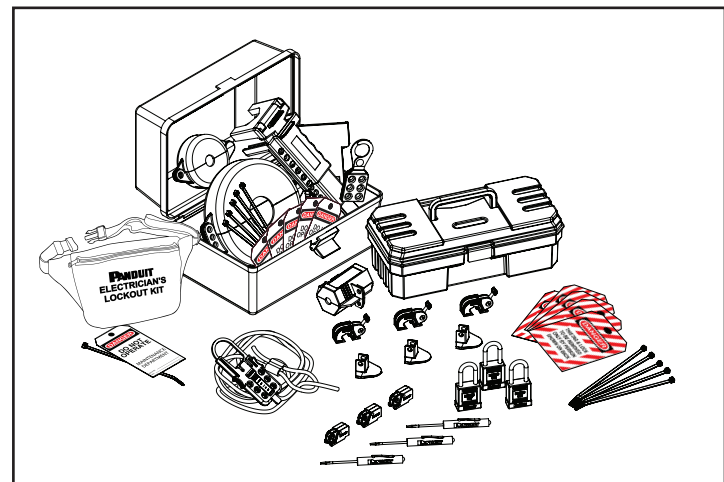
All associated circuitry should always be electrically verified as de-energized prior to and following the installation of a lockout device. If the switch can be moved to the undesired position with the PSL-CBNT / PSL-CBILNT / PSL-CBL in place, the **PSL-CBNT / PSL-CBILNT / PSL-CBL SHALL NOT** be used on this switch model. APPROPRIATE USE of the PSL-CBNT / PSL-CBILNT / PSL-CBL is the sole responsibility of the user in relation to compliance with worldwide and local electrical and safety codes.

¡ADVERTENCIA!

Siempre debe verificarse que todos los circuitos asociados estén eléctricamente desactivados antes y después de la instalación de un dispositivo de cierre. Si el interruptor puede moverse hasta la posición no deseada con el **PSL-CBNT / PSL-CBILNT / PSL-CBL** instalado, **NO DEBERA** utilizarse el PSL-CBNT / PSL-CBILNT / PSL-CBL con ese modelo de interruptor. EL USO ADECUADO del PSL-CBNT / PSL-CBILNT / PSL-CBL es responsabilidad exclusiva del usuario en relación con el cumplimiento de los códigos locales e internacionales sobre electricidad y seguridad.

PANDUIT™

Lockout / Tagout Products



Circuit Breaker Lockout Devices/Disconnect Switches
 Universal circuit breaker lockout device
 Industrial Line/Federal Pacific circuit breaker lockout device
 Large circuit breaker lockout device for 277 Volts and above
 Multiple use lockout device
 Circuit breaker lockout device for mini breakers

Part Number
 PSL-CBNT
 PSL-CBILNT
 PSL-CBL
 PSL-MLD
 PSL-WS

Plug/Cord Lockout Devices
 Plug lockout device for 110 volts or 240-480 volts
 Global plug lockout device for 230V and 240V plugs
 Wall Switch Lockout Devices

PSL-CL Series
 PSL-PI
 PSL-WS/PSL-WS1A

Valve Lockout Devices
 Gate valve lockout devices (range 1" to 13")
 Ball valve lockout devices (range 1/4" to 3")
 Multiple use lockout device for gate valves

PSL-V Series
 PSL-BV Series
 PSL-MLD

Stations/Kits
 4, 10, 20 person stations with/without components
 Electrician kit with components
 Contractor kit with components
 MRO kit with components
 Power and panel distribution lockout kit with components
 Circuit Breaker Lockout kit
 Lock box for group lockout
 Unlockable wall mounted/ portable station

PSL-*S/SWC Series
 PSL-PK-EA
 PSL-KT-CONA
 PSL-KT-MROA
 PSL-KT-PWR
 PSL-CBKIT
 PSL-GLBN
 PSL-STATION

For a variety of locks, hasps and lockout oriented signs and tags, contact your local Panduit Distributor.