



Model Number

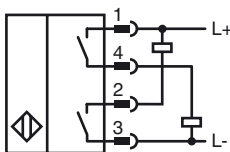
NJ2-D-E02-1.875-V1

Cylinder Position Switch

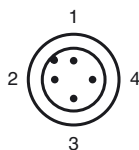
Features

- 4-wire DC
- Weld Immune
- Sensing range 2 mm
- 3000 psi rating

Connection



Pinout



Wire colors in accordance with EN 60947-5-2

1	BN	(brown)
2	WH	(white)
3	BU	(blue)
4	BK	(black)

Accessories

V1-G-2M-PVC

Cable socket, M12, 4-pin, PVC cable

V1-W-2M-PVC

Cable socket, M12, 4-pin, PVC cable

SPACER 0.160 TO 0.375 : X.XXX"

Spacer for cylinder switches

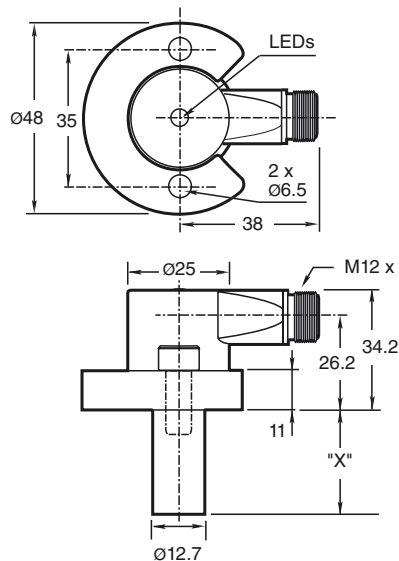
SPACER 0.380 TO 0.875 : X.XXX"

Spacer for cylinder switches

SPACER 0.880 TO 1.750 : X.XXX"

Spacer for cylinder switches

Dimensions



Technical Data

General specifications

Switching element function		NPN & PNP, NO
Rated operating distance	s_n	2 mm
Installation		flush
Output polarity		DC NO
Assured operating distance	s_a	0 ... 1.62 mm
Reduction factor r_{AI}		0.4
Reduction factor r_{304}		0.85

Nominal ratings

Operating voltage	U_B	10 ... 30 V DC
Switching frequency	f	30 Hz
Hysteresis	H	10 ... 20 typ. 15 %
Reverse polarity protection		yes
Short-circuit protection		yes
Voltage drop	U_d	≤ 2 V DC
Operating current	I_L	≤ 200 mA
Off-state current	I_r	≤ 100 μ A
No-load supply current	I_0	≤ 35 mA
Mag. Field strength, AC fields		250 mT
Mag. Field strength, DC fields		100 mT

Limit data

Operating pressure dynamically	3000 psi
--------------------------------	----------

Indicators/operating means

LED green	Power on
LED yellow	Output status

Standard conformity

Standards	EN 60947-5-2
-----------	--------------

Ambient conditions

Ambient temperature	-25 ... 70 °C (-13 ... 158 °F)
---------------------	--------------------------------

Mechanical specifications

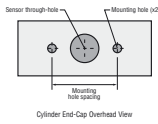
Connection type	Device connector M12 x 1 , 4-pin
Protection degree	IP67
Material	Housing: zinc Probe: aluminum Steel flange
Note	X = 1.875 in (47.6 mm)

Approvals and certificates

UL approval	cULus Listed, General Purpose
CSA approval	cCSAus Listed, General Purpose

Release date: 2013-01-21 09:50 Date of issue: 2013-01-21 904466_eng.xml

NPT Type Mounting Holes:
1000 and 3000 psi NPT Types:
Mounting hole screw thread
shall be 1/4" - 20.
Minimum thread engagement
depth is 0.250" (6.35 mm)
Hole spacing is 35 mm
center to center.



Mounting Screws:

Standard 1000 and 3000 psi
models use two, self-locking 1/4"- 20 socket head cap
screws (provided).
Recommended tightening torque: 150 in lb (16.95 N-m).



Important: When using spacers, make
certain to maintain the 0.250" (6.35 mm) minimum
mounting screw thread engagement.