

PYRA FLASHING LIGHT SOUNDERS 101 dB(A) / 5/10 J PY X-MA-05 / PY X-MA-10



- Safe – an incorrect installation is virtually impossible
- Easy – significantly shorter assembly and installation times
- Economical – largest possible signaling range due to effective Xenon technology.
- Installation options with external lugs or internal holes.
- Choice of 4 different flash rates via DIP switch.
- Electronic constant current regulation at 24 V AC/DC devices to avoid load fluctuations.
- Integrated inrush current limitation and undervoltage detection.
- Providing full synchronisation on multi-flashing light systems.
- Light and sounder can be controlled separately.



protection system



impact-proof housing



operating temperature



warranty




PRODUCT PY X-MA-05

| DATA | | | |
|--|---------------|---------------|---------------------------------|
| Operating range | 187–255 V | 90–135 V | AC: 18–30 V / DC: 10–57 V |
| | AC 50 60 Hz | AC 50 60 Hz | AC 50 60 Hz / DC |
| Nominal current consumption ¹ | 70–75 mA | 120–140 mA | AC: 310 mA DC: 280 mA @ 24 V |

PRODUCT PY X-MA-10







| DATA | | | |
|--|---------------|---------------|---------------|
| Operating range | 187–255 V | 90–135 V | 10–57 V |
| | AC 50 60 Hz | AC 50 60 Hz | DC |
| Nominal current consumption ¹ | 160–165 mA | 250–270 mA | 540 mA @ 24 V |

| PRODUCT | PY X-MA-05 | PY X-MA-10 |
|---|---|---|
| Sound pressure level | 101 dB(A) | |
| Sound pressure level @DIN-tone | 99 dB(A) | |
| Sound level reduction | max. –20 dB via potentiometer | |
| Alarm tones | 8 | |
| Flash energy and flash rate | 5 J @ 0.1 0.5 0.75 1 Hz | 10 J @ 0.1 0.5 0.75 1 Hz |
| Light intensity (DIN 5037) ² | 56 cd | 149 cd |
| Operating temperature | –40 °C ... +55 °C | |
| Storage temperature | –40 °C ... +70 °C | |
| Relative humidity | 90 % | |
| Protection system (EN 60529) | IP 66 | |
| Protection class | II | |
| Service life of the light source | light emission still 70 % after 8,000,000 flashes | |
| Material | base part | PC / ABS, RAL 3000 (flame red) / RAL 7035 (light grey) |
| | lens flashing light |  polycarbonate (PC) |
| Cable entry | 2x M20 on side, 1x M20 on bottom | |
| Integrated seal with cable entry | 6–13 mm | |
| Connecting terminals | 2.5 mm ² fine wire, AWG 16 | |
| Weight | AC | 620 g |
| | AC/DC | 560 g |
| | | 660 g |
| | | 580 g |

¹ power consumption dependent on operating voltage

² with a clear lens

TONE TABLE

| NO. | DESCRIPTION | | NO. | DESCRIPTION | |
|-----|---|--|------------------|------------------------|--|
| 2 | Sawtooth, DIN tone 33404-3 Germany (emergency signal), PFEER PTAP | 1200 Hz 500 Hz  | 160 | Continuous tone (horn) | 110 Hz — — |
| 9 | Slow whoop, fire alarm, UK BS5839-1 | 970 Hz 800 Hz 1 s  | 161 | Continuous tone | 3000 Hz — — |
| 131 | Alternating tone, UK BS5839-1 (fire alarm, railway crossing) | 1000 Hz 800 Hz 0,25 s 0,25 s  | 162 ¹ | Interrupted tone | 3000 Hz 0,5 s 0,5 s  |
| | | | 163 | Interrupted tone | 3000 Hz 25 ms 25 ms  |
| | | | 164 | Slow whoop | 2850 Hz 143 ms 2400 Hz  |

¹ factory setting

OPTIONS/ACCESSORIES



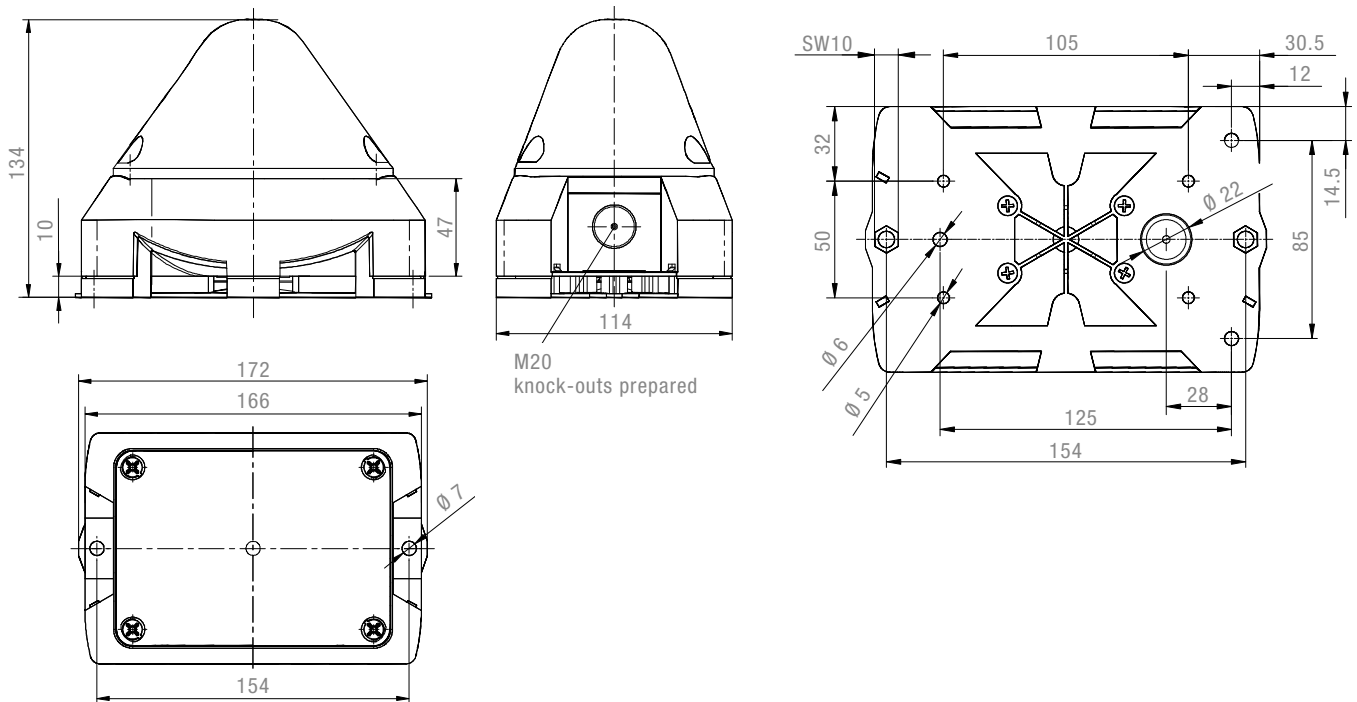
| ARTICLE NO. | | PY X-MA-05 | | | PY X-MA-10 | | |
|----------------|-------------|-------------|-------------|-------------|-------------|-------------|-------------|
| HOUSING COLOUR | LENS COLOUR | 230 V AC | 115 V AC | 24 V AC/DC | 230 V AC | 115 V AC | 24 V DC |
| ● | ∕ | 21554101000 | 21554151000 | 21554811000 | 21555101000 | 21555151000 | 21555811000 |
| ● | ● | 21554103000 | 21554183000 | 21554813000 | 21555103000 | 21555153000 | 21555813000 |
| ● | ● | 21554105000 | 21554155000 | 21554815000 | 21555105000 | 21555155000 | 21555815000 |
| ● | ∕ | 21554101055 | 21554151055 | 21554811055 | 21555101055 | 21555151055 | 21555811055 |
| ● | ● | 21554103055 | 21554153055 | 21554813055 | 21555103055 | 21555153055 | 21555813055 |
| ● | ● | 21554105055 | 21554155055 | 21554815055 | 21555105055 | 21555155055 | 21555815055 |

Article numbers for other voltages and versions on request.

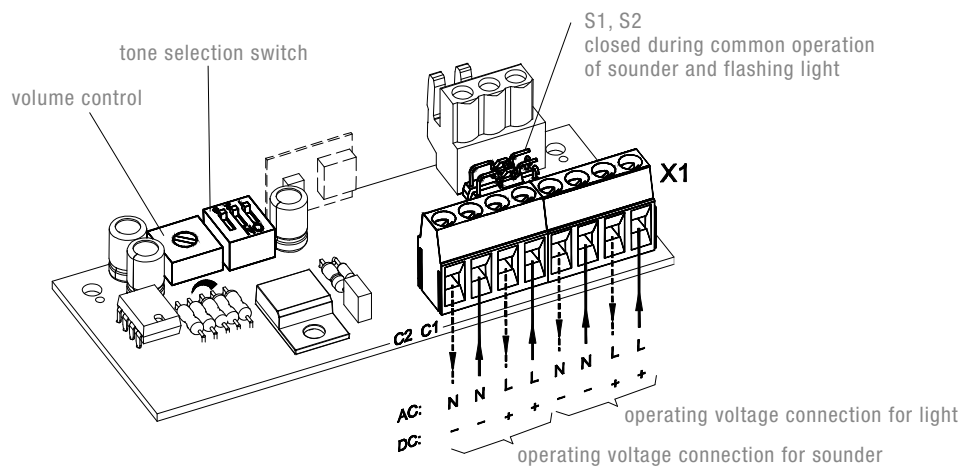
OPTIONS/ACCESSORIES

| ARTICLE NO. | | PY X-MA-05 PY X-MA-10 |
|----------------------------------|---|-------------------------|
| Surface gasket | Sealing of the sounder installation surface when, e.g. cable entry is executed from the back. | 28000500000 |
| Tamper-proof sealing (pack of 4) | Anti-tamper sealing for fasteners of the PATROL or PYRA devices after installation in order to prevent manipulation of the devices. | 28300000002 |

DIMENSIONS



CONNECTION DIAGRAM



CONFORMITY TO STANDARDS

The acoustic parameters conform to the European standard DIN EN ISO 7731: "Ergonomic – alarms for public areas and workplaces – acoustic alarms".

The requirement for an acoustic alarm signal can be found in the harmonised standards:
 EN 60204-1 Electrical equipment of machines
 EN 60825-1 Radiation safety of laser devices, identical to IEC 825 and DIN-VDE 0837