Position switches with revolving lever without actuator

All measures in the drawings are in mm

Contact type:

- R = snap action
- L = slow action
- LO = slow action overlapped
- LS = slow action shifted
- LV = slow action shifted and spaced
- LI = slow action independent
- LA = slow action closer
- = electronic PNP

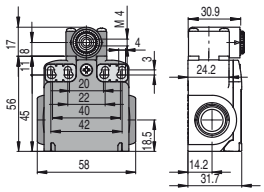

With manual reset knob

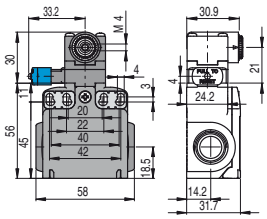

Contact blocks					
5	R	FX 538-M2	1NO+1NC		
6	L	FX 638-M2	1NO+1NC	FX 638-W3M2	1NO+1NC
7	LO	FX 738-M2	1NO+1NC		
9	L	FX 938-M2	2NC	FX 938-W3M2	2NC
10	L	FX 1038-M2	2NO	FX 1038-W3M2	2NO
11	R	FX 1138-M2	2NC		
12	R	FX 1238-M2	2NO		
13	LV	FX 1338-M2	2NC		
14	LS	FX 1438-M2	2NC		
15	LS	FX 1538-M2	2NO		
16	LI	FX 1638-M2	2NC		
18	LA	FX 1838-M2	1NO+1NC		
20	L	FX 2038-M2	1NO+2NC	FX 2038-W3M2	1NO+2NC
21	L	FX 2138-M2	3NC	FX 2138-W3M2	3NC
22	L	FX 2238-M2	2NO+1NC	FX 2238-W3M2	2NO+1NC
2	R	FX 238-M2	2x(1NO-1NC)	FX 238-W3M2	2NO+2NC
E1		FX E138-M2	1NO-1NC		
Min. force		0.06 Nm (0.25 Nm)		0.07 Nm (0.25 Nm)	
Travel diagrams		page 240 - group 5		page 241 - group 4	

All measures in the drawings are in mm

IMPORTANT
For safety applications: join only switches and actuators marked with symbol aside the product code.
For more information about safety applications see details on page 235.

Loose actuators

All measures in the drawings are in mm

IMPORTANT: These loose actuators can be used with items of series FR, FM, FX, FZ and FK only.

Technopolymer roller Ø 18 mm	Technopolymer roller Ø 18 mm	Adjustable square rod, 3x3x125 mm	Flexible rod with pointed end	Adjustable round rod Ø 3x125 mm	Technopolymer roller Ø 20 mm
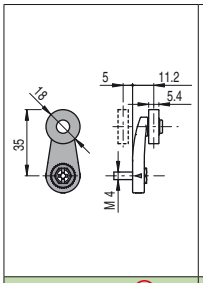	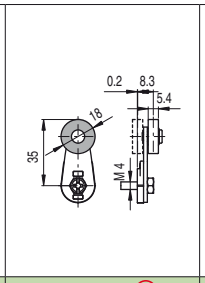	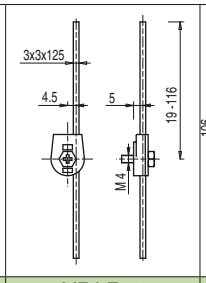	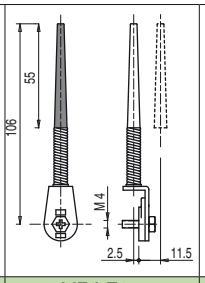	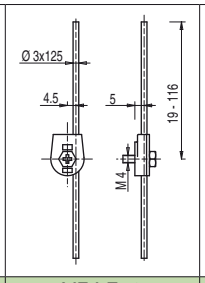	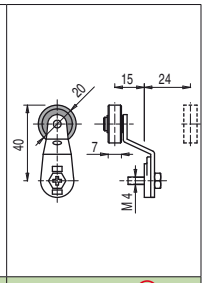
VF LE30	VF LE31	VF LE33	VF LE34	VF LE50	VF LE51

Technopolymer roller Ø 20 mm	Porcelain roller	Technopolymer roller Ø 20 mm	Adjustable actuator with technopolymer roller	Adjustable safety actuator with technopolymer roller	Technopolymer roller Ø 20 mm	Adjustable fiber glass rod
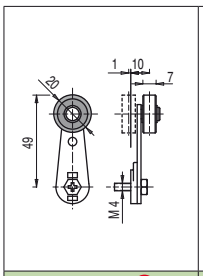	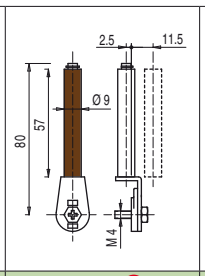	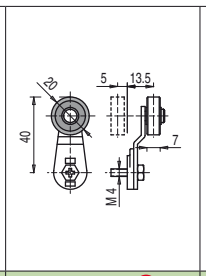	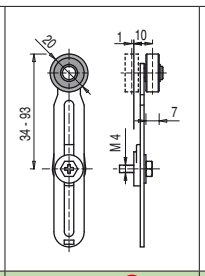	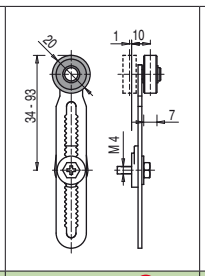	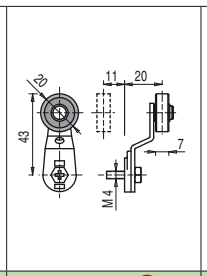	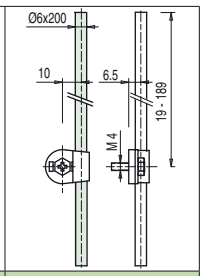
VF LE52	VF LE53 (2)	VF LE54	VF LE55 (1)	VF LE56	VF LE57	VF LE69

- (1) Actuator VF LE55 can only be used in safety applications if adjusted to its max. length, as shown in figure beside. If you need an adjustable lever for safety applications, use the adjustable safety lever VF LE56.
- (2) The position switch obtained by assembling switch FX •38-M2 (e.g. FX 538-M2, FX 638-M2…) with actuator VF L53 will not present the same travel diagrams and actuating forces as switch FX •53-E0M2V9 (e.g. FX 553-E0M2V9, FX 653-E0M2V9…).
- (4) The actuator cannot be rotated to the inside because it will mechanically interfere with the switch head.

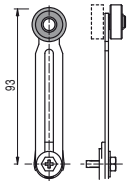

Items with code on **green** background are stock items

Accessories See page 225