

Contact type:

- R = snap action
- L = slow action

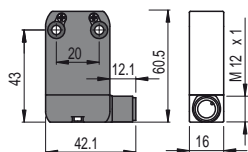
Contact blocks

				With external rubber gasket
B11	R NF B110AA-DN2 ⊕ 1NO+1NC	R NF B110AB-DN2 ⊕ 1NO+1NC	R NF B110AC-DN2 ⊕ 1NO+1NC	R NF B110AE-DN2 ⊕ 1NO+1NC
B02	R NF B020AA-DN2 ⊕ 2NC	R NF B020AB-DN2 ⊕ 2NC	R NF B020AC-DN2 ⊕ 2NC	R NF B020AE-DN2 ⊕ 2NC
B12	R NF B120AA-DN2 ⊕ 1NO+2NC	R NF B120AB-DN2 ⊕ 1NO+2NC	R NF B120AC-DN2 ⊕ 1NO+2NC	R NF B120AE-DN2 ⊕ 1NO+2NC
B22	R NF B220AA-DN2 ⊕ 2NO+2NC	R NF B220AB-DN2 ⊕ 2NO+2NC	R NF B220AC-DN2 ⊕ 2NO+2NC	R NF B220AE-DN2 ⊕ 2NO+2NC
G11	L NF G110AA-DN2 ⊕ 1NO+1NC	L NF G110AB-DN2 ⊕ 1NO+1NC	L NF G110AC-DN2 ⊕ 1NO+1NC	L NF G110AE-DN2 ⊕ 1NO+1NC
G02	L NF G020AA-DN2 ⊕ 2NC	L NF G020AB-DN2 ⊕ 2NC	L NF G020AC-DN2 ⊕ 2NC	L NF G020AE-DN2 ⊕ 2NC
G12	L NF G120AA-DN2 ⊕ 1NO+2NC	L NF G120AB-DN2 ⊕ 1NO+2NC	L NF G120AC-DN2 ⊕ 1NO+2NC	L NF G120AE-DN2 ⊕ 1NO+2NC
G22	L NF G220AA-DN2 ⊕ 2NO+2NC	L NF G220AB-DN2 ⊕ 2NO+2NC	L NF G220AC-DN2 ⊕ 2NO+2NC	L NF G220AE-DN2 ⊕ 2NO+2NC
Max. speed	page 243 - type 4	page 243 - type 4	page 243 - type 4	page 243 - type 4
Min. force	7 N (25 N ⊕)	7 N (25 N ⊕)	7 N (25 N ⊕)	7 N (25 N ⊕)
Travel diagrams	page 244 - group 1	page 244 - group 1	page 244 - group 1	page 244 - group 1

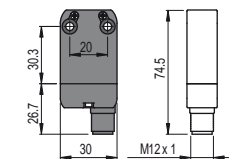
Contact blocks

		With external rubber gasket	With external rubber gasket	With stainless steel roller on request
B11	R NF B110BB-DN2 ⊕ 1NO+1NC	R NF B110BE-DN2 ⊕ 1NO+1NC	R NF B110BG-DN2 ⊕ 1NO+1NC	R NF B110CB-DN2 ⊕ 1NO+1NC
B02	R NF B020BB-DN2 ⊕ 2NC	R NF B020BE-DN2 ⊕ 2NC	R NF B020BG-DN2 ⊕ 2NC	R NF B020CB-DN2 ⊕ 2NC
B12	R NF B120BB-DN2 ⊕ 1NO+2NC	R NF B120BE-DN2 ⊕ 1NO+2NC	R NF B120BG-DN2 ⊕ 1NO+2NC	R NF B120CB-DN2 ⊕ 1NO+2NC
B22	R NF B220BB-DN2 ⊕ 2NO+2NC	R NF B220BE-DN2 ⊕ 2NO+2NC	R NF B220BG-DN2 ⊕ 2NO+2NC	R NF B220CB-DN2 ⊕ 2NO+2NC
G11	L NF G110BB-DN2 ⊕ 1NO+1NC	L NF G110BE-DN2 ⊕ 1NO+1NC	L NF G110BG-DN2 ⊕ 1NO+1NC	L NF G110CB-DN2 ⊕ 1NO+1NC
G02	L NF G020BB-DN2 ⊕ 2NC	L NF G020BE-DN2 ⊕ 2NC	L NF G020BG-DN2 ⊕ 2NC	L NF G020CB-DN2 ⊕ 2NC
G12	L NF G120BB-DN2 ⊕ 1NO+2NC	L NF G120BE-DN2 ⊕ 1NO+2NC	L NF G120BG-DN2 ⊕ 1NO+2NC	L NF G120CB-DN2 ⊕ 1NO+2NC
G22	L NF G220BB-DN2 ⊕ 2NO+2NC	L NF G220BE-DN2 ⊕ 2NO+2NC	L NF G220BG-DN2 ⊕ 2NO+2NC	L NF G220CB-DN2 ⊕ 2NO+2NC
Max. speed	page 243 - type 2	page 243 - type 5	page 243 - type 5	page 243 - type 3
Min. force	7 N (25 N ⊕)	7 N (25 N ⊕)	7 N (25 N ⊕)	5 N (25 N ⊕)
Travel diagrams	page 244 - group 1	page 244 - group 1	page 244 - group 1	page 244 - group 2

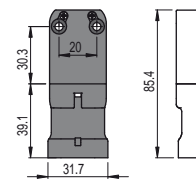
M12 connector, right



M12 connector, bottom



AMP superseal 1.5 connector



To purchase a product with M12 connector from the right replace DN2 with DMK in the codes shown above. Example:
NF B110AA-DN2 → NF B110AA-DMK

To purchase a product with M12 connector from below replace DN2 with SMK in the codes shown above. Example:
NF B110AA-DN2 → NF B110AA-SMK

To purchase a product with AMP connector replace DN2 with SAK in the codes shown above. Example:
NF B110AA-DN2 → NF B110AA-SAK

All measures in the drawings are in mm

Items with code on green background are stock items

Accessories See page 225