

## MaxGard® Interconnection Systems

### 100 Amp Standard Service

\*\* If receptacle is desired with a Straight Adapter instead of standard Angle Adapter, substitute "S" for the "A" in the catalog number of the Receptacle with Angle Adapter or Adapter and Box.

† Standard cable bushings shown; see **page 34** for other sizes available at no extra cost if specified on order.

†† Always furnished with screw collar. We recommend cup cap with male plug; order catalog number DS1CC.

Maximum lug wire 0 AWG 19-strand or 1 AWG flexible, cable entrance .386" diameter.

Receptacles furnished with flap cap also have screw thread to accept male collar on plug.

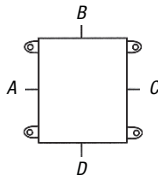
Catalog numbers shown are for flap cap receptacles; change "DF" to "DS" for ordering screw cap.

**Boldface** figures are for voltage assignment. For different ratings, see **page 40**.

Outlet furnished at location "B" unless otherwise specified. 2" NPT.

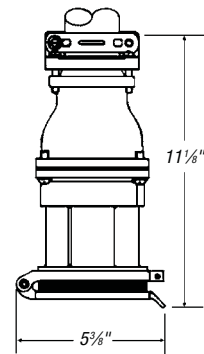
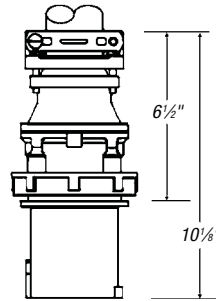
▼ **Control contacts for plug/receptacles:**  
Use "K" where noted. Ex: **DS1104MP00K**

For Adapters, Junction Boxes and Accessories, see **pages 34-37**.



Male Plug††

Female Connector



### Device Ratings and Polarizations

Maximum 600VAC or 250VDC

(For full polarization, see **page 40**)

POLE	WIRE	CONDUCTOR PLACEMENT	VOLTAGE 60HZ	CAT. NO.	STANDARD BUSHING I.D. †	CAT. NO.	STANDARD BUSHING I.D. †
2	3		277	<b>DS1104MP000</b>	1 1/16"	<b>DF1104FP000</b>	1 1/16"
			125	<b>DS1107MP000</b>		<b>DF1107FP000</b>	
2	3		480	<b>DS1204MP000</b>	1 1/16"	<b>DF1204FP000</b>	1 1/16"
			250	<b>DS1207MP000</b>		<b>DF1207FP000</b>	
			600	<b>DS1214MP000</b>		<b>DF1214FP000</b>	
			208	<b>DS1216MP000</b>		<b>DF1216FP000</b>	
3	4		277/480	<b>DS1304MP000</b>	1 13/16"	<b>DF1304FP000</b>	1 13/16"
			125/250	<b>DS1307MP000</b>		<b>DF1307FP000</b>	
			120/208	<b>DS1316MP000</b>		<b>DF1316FP000</b>	
3	4		30 480	<b>DS1404MP000</b>	1 13/16"	<b>DF1404FP000</b>	1 13/16"
			30 250	<b>DS1407MP000</b>		<b>DF1407FP000</b>	
			30 600	<b>DS1414MP000</b>		<b>DF1414FP000</b>	
			30 208	<b>DS1416MP000</b>		<b>DF1416FP000</b>	
			30 440	<b>DS1421MP000</b>		<b>DF1421FP000</b>	
4	5		30Y 277/480	<b>DS1504MP000</b>	2"	<b>DF1504FP000</b>	2"
			30Y 347/600	<b>DS1514MP000</b>		<b>DF1514FP000</b>	
			30Y 118/208	<b>DS1516MP000</b>		<b>DF1516FP000</b>	
			30Y 250/440	<b>DS1521MP000</b>		<b>DF1521FP000</b>	

## MaxGard® Interconnection Systems

Russellstoll® Pin and Sleeve Power Connectors



Female Receptacle with Angle Enclosure



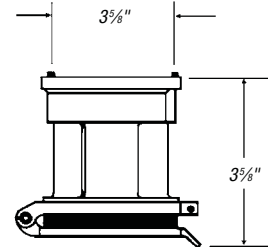
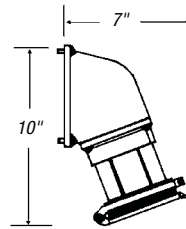
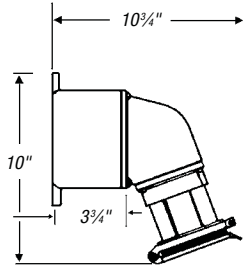
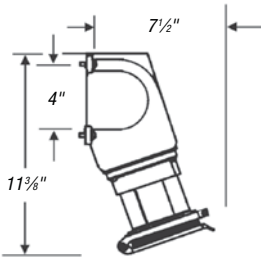
Female Receptacle with Angle Adapter\*\* and Junction Box



Female Receptacle with Angle Adapter\*\*



Female Receptacle



CAT. NO.	CAT. NO.	CAT. NO.	CAT. NO.
DF1104FR0E0	DF1104FRAB0	DF1104FRA00	DF1104FR000
DF1107FR0E0	DF1107FRAB0	DF1107FRA00	DF1107FR000
DF1204FR0E0	DF1204FRAB0	DF1204FRA00	DF1204FR000
DF1207FR0E0	DF1207FRAB0	DF1207FRA00	DF1207FR000
DF1214FR0E0	DF1214FRAB0	DF1214FRA00	DF1214FR000
DF1216FR0E0	DF1216FRAB0	DF1216FRA00	DF1216FR000
DF1304FR0E0	DF1304FRAB0	DF1304FRA00	DF1304FR000
DF1307FR0E0	DF1307FRAB0	DF1307FRA00	DF1307FR000
DF1316FR0E0	DF1316FRAB0	DF1316FRA00	DF1316FR000
DF1404FR0E0	DF1404FRAB0	DF1404FRA00	DF1404FR000
DF1407FR0E0	DF1407FRAB0	DF1407FRA00	DF1407FR000
DF1414FR0E0	DF1414FRAB0	DF1414FRA00	DF1414FR000
DF1416FR0E0	DF1416FRAB0	DF1416FRA00	DF1416FR000
DF1421FR0E0	DF1421FRAB0	DF1421FRA00	DF1421FR000
DF1504FR0E0	DF1504FRAB0	DF1504FRA00	DF1504FR000
DF1514FR0E0	DF1514FRAB0	DF1514FRA00	DF1514FR000
DF1516FR0E0	DF1516FRAB0	DF1516FRA00	DF1516FR000
DF1521FR0E0	DF1521FRAB0	DF1521FRA00	DF1521FR000