

Q Series Circuit Breakers




Miniature Circuit Breaker – QL Series

Features

UL 489 Listed
 DIN Rail Mounting
 Compact 13 mm width
 Single and Two Pole Units
 Current Rating up to 25 A
 100% Rating Capability
 Hydraulic-Magnetic Technology
 10 Year Warranty

Technical Data

Number of Poles 1 and 2
 Maximum Voltage 120/240V 50/60 Hz
 Minimum Amp Rating 1 Amp
 Maximum Amp Rating 25 Amp
 Interrupting Cap. 10,000 A
 Dielectric Strength 1500V 50/60 Hz
 Insulation Resistance 100 Megaohm
 Operating Temp. Range -40° C to +60° C



Catalog Number

Rated Current	Single Pole	Two Pole
1A	QL-1-13-DM-KM-01	QL-2-13-DM-KM-01
2A	QL-1-13-DM-KM-02	QL-2-13-DM-KM-02
5A	QL-1-13-DM-KM-05	QL-2-13-DM-KM-05
10A	QL-1-13-DM-KM-10	QL-2-13-DM-KM-10
15A	QL-1-13-DM-KM-15	QL-2-13-DM-KM-15
20A	QL-1-13-DM-KM-20	QL-2-13-DM-KM-20
25A	QL-1-13-DM-KM-25	QL-2-13-DM-KM-25

QL Time Delay

Curve	Limits	Percentage of Rated Current Trip Time in Seconds						
		125%	150%	200%	400%	600%	800%	1000%
KM	Min. (sec.)	15	8	4	0.7	0.09	0.007	0.005
	Max. (sec.)	300	90	28	4	1.5	0.6	0.4



Miniature Circuit Breaker – QY Series

Features

UL 489A Listed
 DIN Rail Mounting
 Compact 13 mm width
 Single Pole
 Current Rating up to 50 A
 100% Rating Capability
 Hydraulic-Magnetic Technology
 10 Year Warranty
 Auxiliary Switch Available

Technical Data

Number of Poles 1
 Maximum Voltage 80V DC
 Minimum Amp Rating 1 Amp
 Maximum Amp Rating 50 Amp
 Interrupting Cap. 10,000 A
 Dielectric Strength 1500V 50/60 Hz
 Insulation Resistance 100 Megaohm
 Operating Temp. Range -40° C to +60° C

Catalog Number

Rated Current	Single Pole
1A	QY-1-13-DM-U2-01
2A	QY-1-13-DM-U2-02
5A	QY-1-13-DM-U2-05
10A	QY-1-13-DM-U2-10
15A	QY-1-13-DM-U2-15
20A	QY-1-13-DM-U2-20
25A	QY-1-13-DM-U2-25
30A	QY-1-13-DM-U2-30
35A	QY-1-13-DM-U2-35
40A	QY-1-13-DM-U2-40
45A	QY-1-13-DM-U2-45
50A	QY-1-13-DM-U2-50

QY Time Delay

Curve	Limits	Percentage of Rated Current Trip Time in Seconds						
		135%	150%	200%	400%	600%	800%	1000%
U2	Min. (sec.)	10	9	4	0.6	0.1	0.007	0.006
	Max. (sec.)	300	120	28	4	1.3	0.5	0.3

Contact Customer Service for
 availability of additional Current Ratings
 and Time Delay Curves



Circuit Breaker Industries Inc.

Miniature Circuit Breaker – QZ Series



Features

- UL 1077 Recognized
- DIN Rail Mounting
- Compact 13 mm width
- Single, Two and Three Pole
- Current Rating up to 50 A
- 100% Rating Capability
- Hydraulic-Magnetic Technology
- 10 Year Warranty

Technical Data

Number of Poles	1, 2 and 3
Maximum Voltage	277/480 50/60 Hz
Minimum Amp Rating	1 Amp
Maximum Amp Rating	50 Amp
Interrupting Cap.	5000A @ 120V 2000A @ 277V 1000A @ 480V
Dielectric Strength	1960V 50/60 Hz
Insulation Resistance	100 Megaohm
Operating Temp. Range	-40° C to +60° C

QZ Time Delay

Std. Curves	Limits	Percentage of Rated Current Trip Time in Seconds						
		130%	150%	200%	400%	600%	800%	1000%
2	Min. (sec.)	20	15	7	1	0.09	0.004	0.004
	Max. (sec.)	600	150	40	6	2	0.9	0.15
3	Min. (sec.)	8	5	2	0.005	0.004	0.004	0.004
	Max. (sec.)	120	40	15	1.8	0.03	0.02	0.02

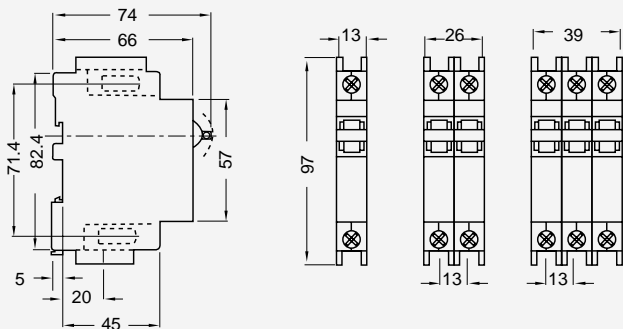
Our Local Representative is:

Catalog Number Order Code

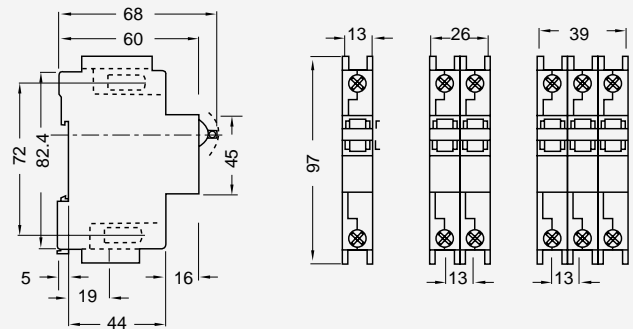
Rated Current	Curve	Single Pole	Two Pole	Three Pole
1A	Curve 2	QZ-1-13-D-2-01	QZ-2-13-D-2-01	QZ-3-13-D-2-01
1A	Curve 3	QZ-1-13-D-3-01	QZ-2-13-D-3-01	QZ-3-13-D-3-01
2A	Curve 2	QZ-1-13-D-2-02	QZ-2-13-D-2-02	QZ-3-13-D-2-02
2A	Curve 3	QZ-1-13-D-3-02	QZ-2-13-D-3-02	QZ-3-13-D-3-02
5A	Curve 2	QZ-1-13-D-2-05	QZ-2-13-D-2-05	QZ-3-13-D-2-05
5A	Curve 3	QZ-1-13-D-3-05	QZ-2-13-D-3-05	QZ-3-13-D-3-05
10A	Curve 2	QZ-1-13-D-2-10	QZ-2-13-D-2-10	QZ-3-13-D-2-10
10A	Curve 3	QZ-1-13-D-3-10	QZ-2-13-D-3-10	QZ-3-13-D-3-10
15A	Curve 2	QZ-1-13-D-2-15	QZ-2-13-D-2-15	QZ-3-13-D-2-15
15A	Curve 3	QZ-1-13-D-3-15	QZ-2-13-D-3-15	QZ-3-13-D-3-15
20A	Curve 2	QZ-1-13-D-2-20	QZ-2-13-D-2-20	QZ-3-13-D-2-20
20A	Curve 3	QZ-1-13-D-3-20	QZ-2-13-D-3-20	QZ-3-13-D-3-20
25A	Curve 2	QZ-1-13-D-2-25	QZ-2-13-D-2-25	QZ-3-13-D-2-25
25A	Curve 3	QZ-1-13-D-3-25	QZ-2-13-D-3-25	QZ-3-13-D-3-25
30A	Curve 2	QZ-1-13-D-2-30	QZ-2-13-D-2-30	QZ-3-13-D-2-30
30A	Curve 3	QZ-1-13-D-3-30	QZ-2-13-D-3-30	QZ-3-13-D-3-30
35A	Curve 2	QZ-1-13-D-2-35	QZ-2-13-D-2-35	QZ-3-13-D-2-35
35A	Curve 3	QZ-1-13-D-3-35	QZ-2-13-D-3-35	QZ-3-13-D-3-35
40A	Curve 2	QZ-1-13-D-2-40	QZ-2-13-D-2-40	QZ-3-13-D-2-40
40A	Curve 3	QZ-1-13-D-3-40	QZ-2-13-D-3-40	QZ-3-13-D-3-40
50A	Curve 2	QZ-1-13-D-2-50	QZ-2-13-D-2-50	QZ-3-13-D-2-50
50A	Curve 3	QZ-1-13-D-3-50	QZ-2-13-D-3-50	QZ-3-13-D-3-50

Contact Customer Service for availability of additional Current Ratings and Time Delay Curves

QL & QY Series Outline



QZ Series Outline



Circuit Breaker Industries Inc.