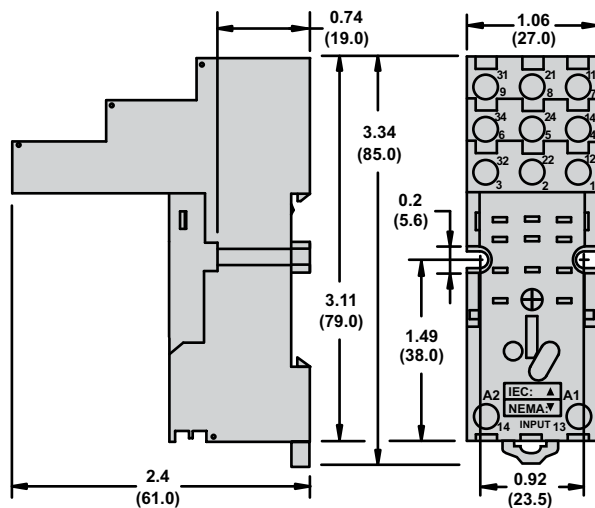


Socket Specifications

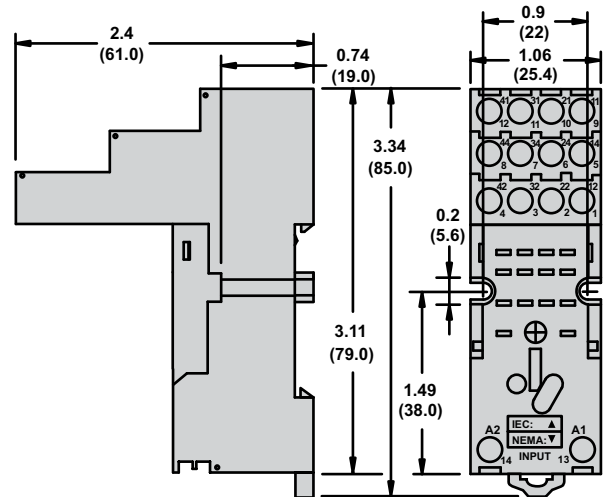
Part Number	70-782EL11-1	70-782EL14-1
Contact Configuration	3PDT	4PDT
Number of Terminals	11	14
Mounting Style	Panel / DIN rail	Panel / DIN rail
Current Rating	10 A	10 A
Nominal Voltage Rating	300 V	300 V
Temperature Storage Range	-40 – +105 °C (-40 – +221 °F)	-40 – +105 °C (-40to +221 °F)
Protection Category (Finger-safe™)	IP 20	IP 20
Internal Metal Tracks	Copper Alloy, Zinc Plated	Copper Alloy, Zinc Plated
Screw Terminals	Steel, Zinc Plated	Steel, Zinc Plated
Screw Style	Combination Head	Combination Head
Screw Size	M3.5 mm	M3 mm
Maximum Screw Torque	9 Lb-in / 1.0 N•m	7 Lb-in / 0.8 N•m
Terminal Connection	Elevator	Elevator
Terminal Layout	Separate	Separate
Maximum Wire Size	Solid Cu: 12 / 14 (2) AWG, 4 / 2.5 (2) mm ² Stranded Cu: 12 / 14 (2) AWG, 4 / 2.5 (2) mm ²	Solid Cu: 14 / 16 (2) AWG, 2.5 / 1.5 (2) mm ² Stranded Cu: 14 / 16 (2) AWG, 2.5 / 1.5 (2) mm ²
DIN Rail Mounting, EN 60715	35 mm	35 mm
Chassis Mount Screw Torque	7 Lb-in / 0.8 N•m	7 Lb-in / 0.8 N•m
Flammability Rating	94V-0	94V-0
Weight	56 g (1.98 oz)	62 g (2.19 oz)
Agency Approvals	UL (E70550), CE, CSA (LR40787), RoHS	UL (E70550), CE, CSA (LR40787), RoHS

Dimensions — inches (millimeters)

70-782EL11-1

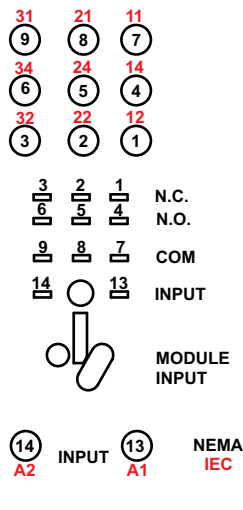


70-782EL14-1

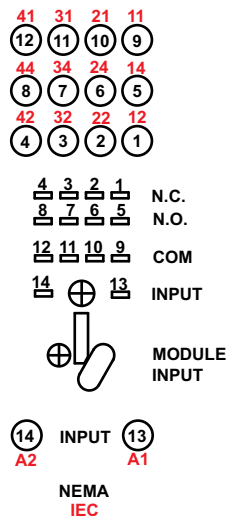


Wiring Diagrams

70-782EL11-1



70-782EL14-1



Socket Specifications

Part Number	70-783D11-1A	70-784D14-1
Contact Configuration	3PDT	4PDT
Number of Terminals	11	14
Mounting Style	Panel / DIN rail	Panel / DIN rail
Current Rating	16 A	16 A
Nominal Voltage Rating	300 V	300 V
Temperature Storage Range	-40 – +105 °C (-40 – 221 °C)	-40 – +105 °C (-40 – 221 °C)
Protection Category (Finger-safe™)	IP 20	IP 20
Internal Metal Tracks	Copper Alloy, Zinc Plated	Copper Alloy, Zinc Plated
Screw Terminals	Steel, Zinc Plated	Steel, Zinc Plated
Screw Style	Combination Head	Combination Head
Screw Size	M3.5 mm	M3.5 mm
Maximum Screw Torque	9 Lb-in / 1.0 N•m	9 Lb-in / 1.0 N•m
Terminal Connection	Screw Clamping	Screw Clamping
Terminal Layout	Mix	Mix
Maximum Wire Size	Solid Cu: 12 / 14 (2) AWG, 4 / 2.5 (2) mm ² Stranded Cu: 12 / 14 (2) AWG, 4 / 2.5 (2) mm ²	Solid Cu: 12 / 14 (2) AWG, 4 / 2.5 (2) mm ² Stranded Cu: 12 / 14 (2) AWG, 4 / 2.5 (2) mm ²
DIN Rail Mounting, EN 60715	35 mm	35 mm
Chassis Mount Screw Torque	7 Lb-in / 0.8 N•m	7 Lb-in / 0.8 N•m
Flammability Rating	94V-0	94V-0
Weight	55 g (1.94oz)	62 g (2.19 oz)
Agency Approvals	CE, RoHS, UL,(E70550) CSA (LR40787)	CE, RoHS, UL,(E70550) CSA (LR40787)