

Three-Way Ball Valve Assemblies

Electronic Spring Return Actuators

- GMA Damper Actuator Series
- A → AB Normally Open
- Part Nos. with * denote a full-port valve with no flow optimizer insert
- Chrome-plated brass ball and brass stem

Ball Selection Tables






Mixing/Diverting 1/2 to 2"				Spring Return Actuator		
				GMA Series		
3-Way Valve Body Part No.	Valve Size in.	Flow Rate Cv	Close Off psi	2P	Floating	0-10 Vdc
				 GMA121.1P	 GMA131.1P	 GMA161.1P
Chrome-Plated Brass Ball and Brass Stem						
599-10350	1/2	0.4	200	171E-10350	171F-10350	171G-10350
599-10351		0.63	200	171E-10351	171F-10351	171G-10351
599-10352		1.0	200	171E-10352	171F-10352	171G-10352
599-10353		1.6	200	171E-10353	171F-10353	171G-10353
599-10354		2.5	200	171E-10354	171F-10354	171G-10354
599-10355		4	200	171E-10355	171F-10355	171G-10355
599-10356		6.3	200	171E-10356	171F-10356	171G-10356
599-10357*		10	200	171E-10357*	171F-10357*	171G-10357*
599-10358		3/4	6.3	200	171E-10358	171F-10358
599-10359	10		200	171E-10359	171F-10359	171G-10359
599-10360*	16		200	171E-10360*	171F-10360*	171G-10360*
599-10361	1	10	200	171E-10361	171F-10361	171G-10361
599-10362		16	200	171E-10362	171F-10362	171G-10362
599-10363*		25	200	171E-10363*	171F-10363*	171G-10363*
599-10364	1-1/4	16	200	171E-10364	171F-10364	171G-10364
599-10365		25	200	171E-10365	171F-10365	171G-10365
599-10366*		40	200	171E-10366*	171F-10366*	171G-10366*
599-10367	1-1/2	25	200	171E-10367	171F-10367	171G-10367
599-10368		40	200	171E-10368	171F-10368	171G-10368
599-10369*		63	200	171E-10369*	171F-10369*	171G-10369*
599-10370	2	40	200	171E-10370	171F-10370	171G-10370
599-10371		63	200	171E-10371	171F-10371	171G-10371
599-10372*		100	200	171E-10372*	171F-10372*	171G-10372*

Table Notes:

Part numbers in red indicate complete assemblies.

*Denotes a full-port valve with no flow optimizer insert.

NOTE: Maximum operating differential pressure = 60 psi for 1/2" to 1-1/2", 35 psi for 2"

A-63

Valves