

SFA/SFP Series Electronic Valve Actuator

24, 120, 208, or 277 Vac, Two-Position Control
Spring Return



Indoor
Environmental
Quality



SFA/SFP Series Electronic Valve Actuator.

Description

The SFA/SFP Series of Electronic Valve Actuators accepts 24, 120, 208, or 277 Vac power supply signal to provide two-position control. This actuator works with Zone Valves with 1/10-inch (2.5 mm) stroke.

Features

- UL listed for plenum installations
- Direct coupled installation without tools
- Manual override with auto unlock
- Visual position indication

Applications

The SFA/SFP Series of Electronic Valve Actuators is for use in heating and cooling HVAC applications with Zone Valves.

A-111

Valves



Siemens
Product Guard
PLUS 3 Warranty

SFA/SFP Zone Valve Specifications

Power Supply

Operating Voltage24 Vac ±20%, 120 Vac ±20%,
208 Vac, 277 Vac

Frequency
24 Vac..... 50/60 Hz
120 Vac..... 60 Hz

Power Consumption
24/120 Vac..... 9.8 VA

Function

Running Time10 Seconds
Nominal Stroke..... 1/10-in. (2.5 mm)
Nominal Force SFA: 31.5 lb. (140N)
SFP: 28 lb. (125N)

Agency Certifications.....UL Listed to UL873
cUL Certified to Canadian Standard
C22.2 No. 24-93

Ambient Temperature

Operation..... 41 to 122°F (5 to 50°C)
Transport and Storage -13 to 158°F (-25 to 70°C)

Mounting Location NEMA 1 (Interior Only)

Noise <35 db

Medium Temperature 34 to 230°F (1 to 110°C)

Dimensions 3.4" H x 4.4" W x 2.3" D
(85.2 mm H x 111 mm W x 58 mm D)

Shipping Weight 1.18 lb. (0.54 kg)

Two-Position SFA/SFP Series Actuator Product Ordering

Description	Part No.	Actuator Prefix Code
Normally Open		
24 Vac	SFP71U	243
120 Vac	SFP11U	241
208 Vac	SFP208U/25*	**
277 Vac	SFP277U/25*	**
Normally Closed		
24 Vac	SFA71U	242
120 Vac	SFA11U	240
208 Vac	SFA208U/25*	**
277 Vac	SFA277U/25*	**

*Part numbers with /25 come with 8.2 ft. (2.5m) leads.

**Actuator only; not available as an assembly.

A-112

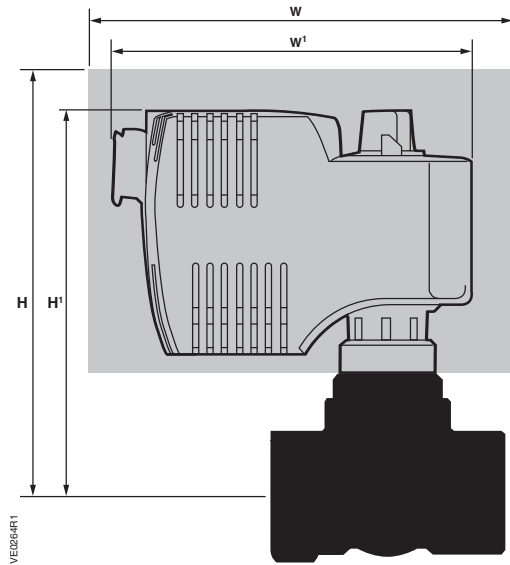
Valves

Accessories & Service Kits

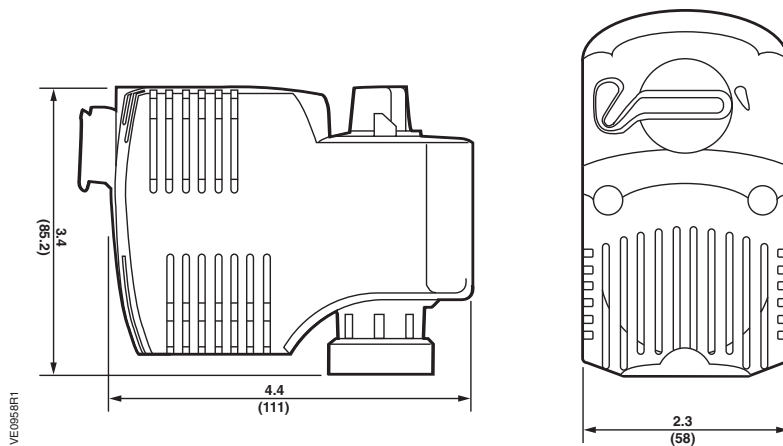
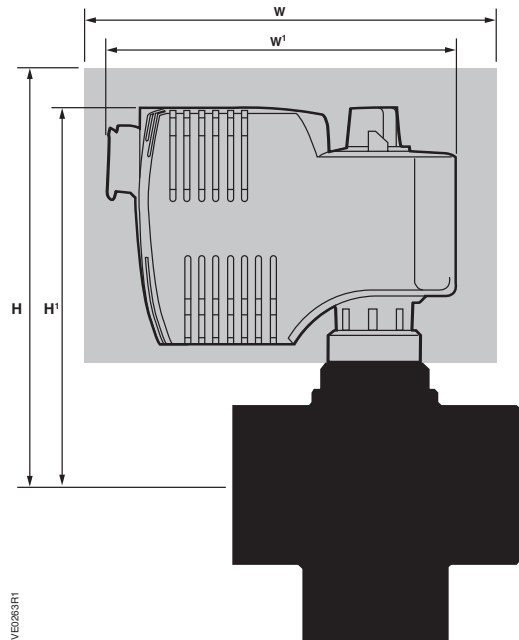
A-257

Dimensions

**SFA/SFP Series Actuator:
Service Envelope for 2-Way Valve Assembly**



**SFA/SFP Series Actuator:
Service Envelope for 3-Way Valve Assembly**



Dimensions shown in inches (mm).

Valve Size in. (mm)	Valve Center Line to Top of Actuator H'		Service Height H		Width or Diameter of Actuator W'		Service Width W	
	2-Way	3-Way	2-Way	3-Way	2-Way	3-Way	2-Way	3-Way
0.5 (15)	4.38 (112)	4.38 (112)	12.38 (315)	12.38 (315)	4.38 (112)	4.38 (112)	12.38 (315)	12.38 (315)
0.75 (20)	4.38 (112)	4.38 (112)	12.38 (315)	12.38 (315)	4.38 (112)	4.38 (112)	12.38 (315)	12.38 (315)
1.00 (25)	4.38 (112)	4.38 (112)	12.38 (315)	12.38 (315)	4.38 (112)	4.38 (112)	12.38 (315)	12.38 (315)

Table expressed in inches (mm).

Service height and width are the recommended dimensions to allow access to the product.