

## RAA Series Room Thermostats

### Product Numbers

Product Number	Mounting Style		Scale	
	Electrical Wall Box	Drywall	Fahrenheit	Celsius
RAA20U		•	•	•
RAA20UW	•		•	•

### Features

- Two-point control algorithm (on-off).
- Two mounting styles: electrical wall box or drywall.
- Wall plate adapter (ARG70) included with RAA20UW.
- Dual setpoint temperature scale.
- Heating only or cooling only control.

### Typical Specifications

Thermostat shall provide control of room space for simple heating or cooling, two-pipe applications where fan speed is not controlled. There shall be one control output sequence: two-position, on/off control output. When wired for heating only, switch contact shall break open on increase in temperature. When wired for cooling application, thermostat switch shall make contact on increase in temperature. Thermostat shall have a setpoint adjustment range of 50°F to 85°F (10°C to 30°C). The setpoint dial shall have a dual scale graduated in degrees Fahrenheit and Celsius. Switching differential shall be fixed at 1.8°F (1.0°C). Thermostat must conform to UL 873. Thermostat shall not contain mercury or other environmentally unfriendly metals or gases. Thermostat shall employ a gas vapor sensing switch, and upper and lower limit stops settable in two-degree increments. Thermostat shall be as manufactured by Siemens Industry, Inc.

### Description

Two-wire, gas diaphragm-based room thermostats for use in heating and/or cooling (two-pipe) systems.



### Technical Data

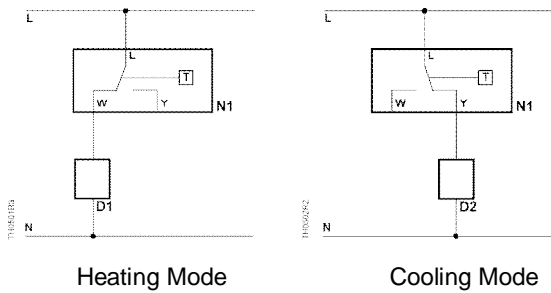
Operating voltage	24 to 120 Vac, 277 Vac
Frequency	50/60 Hz
Setpoint range	50°F to 85°F (10°C to 30°C) Setpoint limit stops are adjustable
Switching differential (SD)	≤1.8°F (1°C), fixed
Switch rating	6A RES, 3.5A FLA, 12A LRA
Switch action	Single-pole, Double-throw
Output	Two-position (on/off)
Weight	5 oz. (0.14 kg)
Color	Ivory white (housing) Gray (selector knobs)
Ambient conditions	
Operation temp.	32°F to 122°F (0°C to 50°C)
Operation rh	<95%
Transportation temp.	-4°F to 122°F (-20°C to 50°C)
Transportation rh	<95%
Housing	
Material	Plastic
Enclosure rating	NEMA1
Bellows	Environmentally-friendly gas
Wiring	
Screw terminals	2 × 16 AWG or 1 × 14 AWG Minimum 20 AWG
Agency certification	Conforms to CE requirements UL listed to 873 (E35918) cUL listed to Canadian standard C22.2 No. 24-93

### Accessories

q ARG70 Wall Plate Adapter

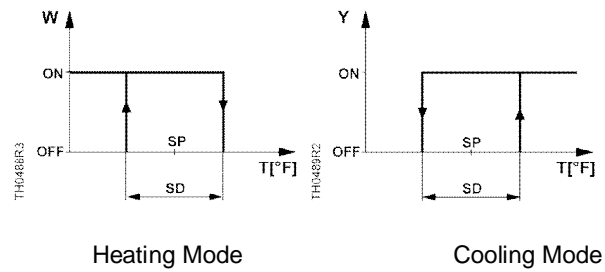
NOTE: An ARG70 Wall Plate Adapter must be used to meet UL and cUL requirements.

## Wiring Diagrams

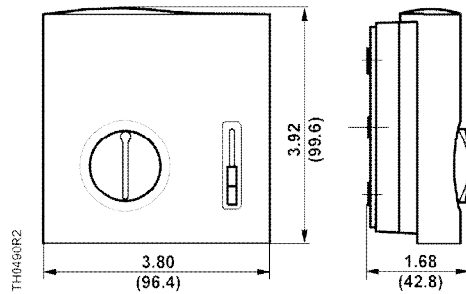


D1	Heating device	N1	Room thermostat
D2	Cooling device	T	Thermal switch
L	Operating voltage	W	Heating control output
N	Neutral	Y	Cooling control output

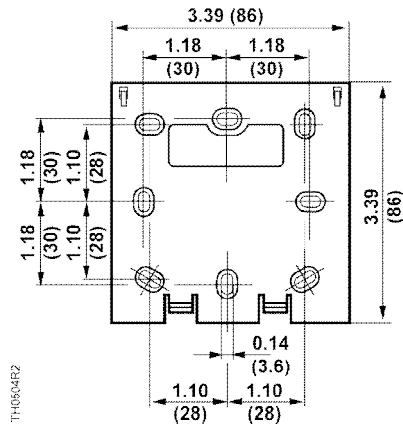
## Operating Diagrams



## Dimensions



RAA... Thermostat



Base Plate

Information in this publication is based on current specifications. The company reserves the right to make changes in specifications and models as design improvements are introduced. Product or company names mentioned herein may be the trademarks of their respective owners © 2017 Siemens Industry, Inc.