

Features

Two LEDs indicate the energized load.

Can be ordered with a switch to manually override the system.

Three choices of input voltage provide the versatility needed to handle global applications.

Can be ordered with a standard SPDT relay or with cross connected relays.

Debounce time delay prevents nuisance tripping caused by float switches.

Compact design saves precious panel space.



Motorsaver
SINGLE-PHASE ELECTRIC
MOTOR PROTECTOR

Model ALT Alternating Relay

Engineered
Protection

Features:

- Alternates between two loads
- Solid-state reliability
- Compact size
- Debounce time delay
- SPDT or cross connected
- Optional manual/auto mode switch

Model ALT alternating relays are used to alternate between two loads. The ALT is commonly used in duplex pumping applications to balance the runtime of both pumps.

The **Model ALT-S** is used in single high level float applications. When the float switch opens, the alternating relay changes state forcing the other pump to run the next time the float closes.

The **Model ALT-X** has an internal cross-connected relay and is used in applications where two high level floats are used. These floats are commonly referred to as lead and lag floats. The lead float causes the relay to change state each time it opens (identical to the float in the ALT-S application). The cross-connected relay configuration allows one pump to run anytime the lag switch is closed. This system configuration is used when there is a chance that the tank inflow exceeds the pumping capacity of either pump alone. When both the lead and lag floats are closed, both pumps will run.

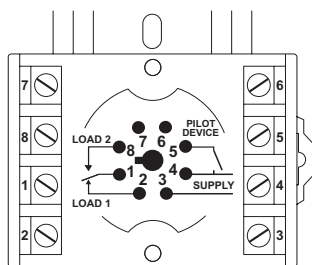
These relays are also available with a built-in switch that is used to manually force one pump to run every time the float switch is closed. This is helpful when one pump has been removed for repair or for test purposes. All Model ALT relays have a built-in debounce feature that prevents the relay from changing state if the switch or float contact bounces momentarily.

MotorSaver®

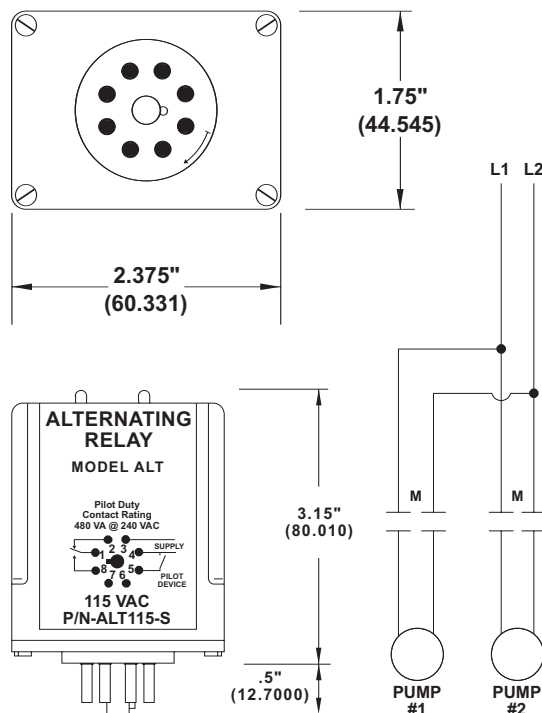
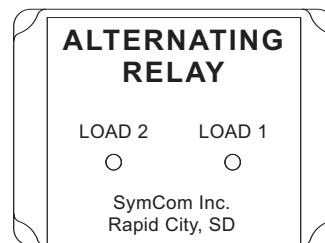
SINGLE-PHASE ELECTRIC
MOTOR PROTECTOR

Model ALT Alternating Relay

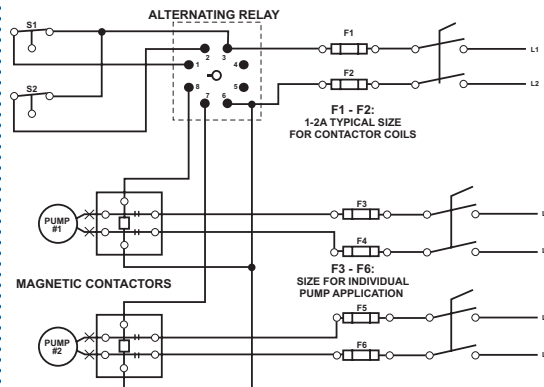
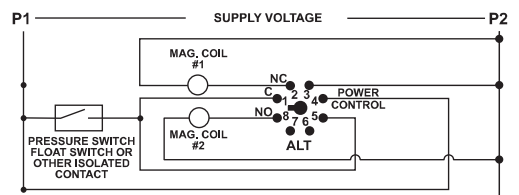
Specifications
•
Operating Points
•
Special Options



OT08 Socket Wiring



TYPICAL WIRING DIAGRAM FOR A MODEL ALT-S



Specifications

Supply Voltage

- 24 VAC or 24 VDC20 - 26 VAC or VDC
- 115 VAC95 - 125 VAC
- 230 VAC195 - 250 VAC

Supply Current40 mA

Control Input Impedance (min)

- 2410 kΩ
- 11556 kΩ
- 230100 kΩ

Contact Rating480 VA @ 240 VAC

Debounce Time Delay0.5 seconds

Order # ALT-24-S

- ALT- 24-S-SW
- ALT-230-X
- ALT-230-X-SW
- ALT-230-S
- ALT-230-S-SW
- ALT-115-X
- ALT-115-X-SW
- ALT-115-S
- ALT-115-S-SW

Ordering Information

ALT	Voltage	Connection	Options
-	24	S	SW
-	115	X	
-	230		

S - Standard SPDT Relay • X - Cross Connected Relays
SW - Manual or automatic operation

SymCom warrants its microcontroller based products against defects in material or workmanship for a period of five (5) years from the date of manufacture. All other products manufactured by SymCom shall be warranted against defects in material and workmanship for a period of two (2) years from the date of manufacture. For complete information on warranty, liability, terms, returns, and cancellations, please refer to the SymCom Terms and Conditions of Sale document.