

## Features

- UL 913 listed.\*
- Compact Design
- Finger safe terminals.
- DIN rail or surface mountable.
- LED state indicator.
- Isolated output relay for PLC or control voltage.



**Motorsaver**  
THREE-PHASE ELECTRIC MOTOR PROTECTOR

**Model ISS-101**

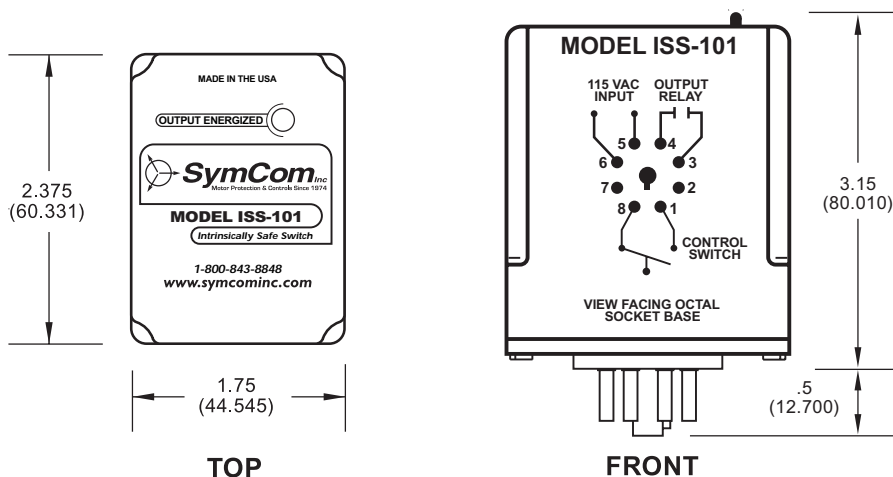
**Intrinsically Safe Switch**

**Engineered Protection**

**Made in USA**

The **Model ISS-101**, a plug-in style isolated switch, is UL 913\* listed as an associated apparatus for interfacing between hazardous and non-hazardous areas. The ISS-101 must be installed in a non-hazardous area. Follow SymCom's Control Drawing 101 for proper installation.

*\*Meets all new requirements for UL 913 sixth edition, August 8, 2002!*




Specifications  
 Operating Points  
 Special Options

## Model ISS-101 INTRINSICALLY SAFE SWITCH

### SPECIFICATIONS

Supply Voltage .....	90 - 120 VAC
<b>Relay Output Rating</b>	
General Purpose .....	8 Amps @120 VAC
Pilot Duty .....	180 VA @115 VAC, C300
Relay Contact Life (Electrical) .....	100,000 cycles min. @ rated load
Relay Contact Life (Mechanical) .....	10,000,000 cycles
<b>Operating Temperature</b> .....	
-20 to 55° C	
<b>Weight</b> .....	
8 oz.	
<b>Power Consumption</b> .....	
1.5 Watts max.	
<b>Wire range</b> .....	
12 to 22 AWG	
<b>Recommended Terminal Torque</b> .....	
max. 6 in. lbs.	
<b>Provides intrinsically safe circuits in the following locations:</b> .....	
Class I, Groups A,B,C,D; Class II, Groups E,F,G; and Class III	
<b>Entity Parameters</b> .....	
$V_{OC} = 16.8 V$	
$I_{SC} = 1.7 mA$	
$L_a = 0$	
$C_a = 0$	
<b>Standards Passed</b>	
Electrostatic Discharge (ESD) .....	IEC 61000-4-2, Level 3, 6kv contact, 8kv air
Radio Frequency Immunity (RFI) .....	IEC 61000-4-2, Level 3, 10V/m
Fast Transients .....	IEC 61000-4-4, Level 3, 4kv input power

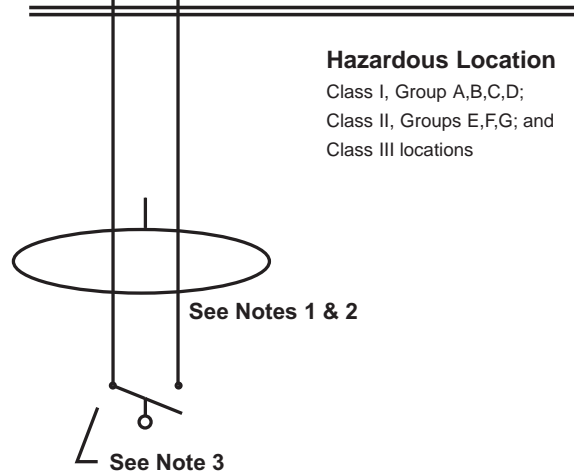
SymCom warrants its products against defects in material or workmanship for a period of two (2) years from the date of manufacture. For complete information on warranty, liability, terms, returns, and cancellations, please refer to the SymCom Terms and Conditions of Sale document.



**Non-Hazardous Location**  
**Supply Voltage**  
 90 - 120 VAC  
**Relay Output Rating**  
 8 Amps @120 VAC General Purpose  
 Pilot Duty 180 VA @115 VAC, C300  
**Maximum Ambient Temp. Rating**  
 55° C

**WARNING!**  
 To prevent ignition of flammable or combustible atmospheres, disconnect power before servicing.

UL listed when used with Part No. OTO8, manufactured by Custom Connector Corp. or Part No. PF083A-E, manufactured by OMRON



**Hazardous Location**  
 Class I, Group A,B,C,D;  
 Class II, Groups E,F,G; and  
 Class III locations

CONTROL DRAWING

### NOTES:

1. Maximum distance between unit and switch contact contact is 10,000 feet.
2. All non-intrinsically safe wiring shall be separated from intrinsically safe wiring per NEC article 500 and ANSI/NFPA 70.
3. All switch contacts shall be non-energy storing, containing no inductance or capacitance.
4. Entity Parameters  
 $V_{OC} = 16.8 V$   
 $I_{SC} = 1.7 mA$   
 $L_a = 0$   
 $C_a = 0$