

Features

Four adjustment pots provide versatility for numerous applications.

Universal range from 190-480VAC, 50/60Hz provides versatility to handle global applications.

Bi-color LED indicates trip status and provides simple troubleshooting.

Microcontroller-based circuitry provides better accuracy and higher reliability than analog designs.

Transient protection meets IEEE and IEC standards and permits operation under tough conditions.

Single-phase conditions are detected regardless of regenerated voltages.



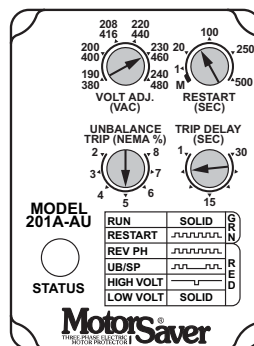
The **Model 201A-AU** is the newest, most versatile, plug-in style voltage monitor designed to protect 3-phase motors from damaging power conditions. Its wide operating range combined with UL, cUL and CE compliance enables quick access to domestic and global markets.

A unique microcontroller-based voltage and phase-sensing circuit constantly monitors the 3-phase voltages to detect harmful power line conditions. When a harmful condition is detected, the MotorSaver's output relay is deactivated after a specified trip delay. The output relay reactivates after power line conditions return to an acceptable level for the specified restart delay. The trip and restart delays prevent nuisance tripping due to rapidly fluctuating power line conditions.

The Model 201A-AU automatically senses whether it is connected to a 190-240V, 60Hz system, a 440-480V, 60Hz system, or a 380-416V, 50Hz system. An adjustment is provided to set the nominal line voltage from 190-240 or 380-480VAC. Other variable settings include a 1-30 second trip delay, manual or 1-500 second restart delay, and 2-8% voltage unbalance trip point.

RUN	SOLID	GRN
RESTART		
REV PH		RED
UB/SP		
HIGH VOLT		
LOW VOLT	SOLID	

DIAGNOSTIC INDICATOR LIGHTS



MotorSaver
THREE-PHASE ELECTRIC
MOTOR PROTECTOR

Model 201A-AU

Three-Phase
Voltage Monitor

Engineered
Protection

Microcontroller
Based

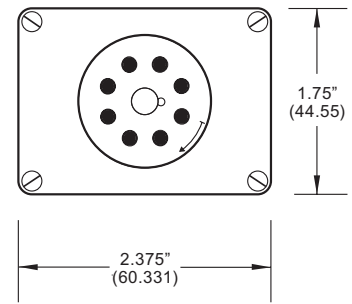
Protects 3-Phase Motors from:

- Loss of any phase
- Low voltage
- High voltage
- Voltage unbalance
- Phase reversal
- Rapid cycling

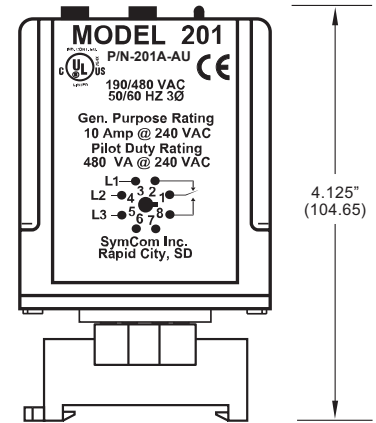
Features:

- Compact design
- Standard manual, 1-500 sec. variable restart delay
- Standard 2-8% variable voltage unbalance
- Standard 1-30 sec. variable trip delay
- DIN rail mounted octal base
- Optional external manual reset
- One 10 amp general purpose form C relay
- UL and cUL listed
- CE compliant
- 5-year warranty
- Made in USA

Model 201A-AU Three-Phase Voltage Monitor



BOTTOM



**SIDE
 WITH OT08* SOCKET**

Specifications

3-Phase Line Voltage		
•201A-AU	190-480VAC	
•201-600-AU	475-600VAC	Order # 201-575-AU
Frequency	50/60Hz	
Low Voltage (% of setpoint)		
•Trip	90% ±1%	
•Reset	93% ±1%	
High Voltage (% of setpoint)		
•Trip	110% ±1%	
•Reset	107% ±1%	
Voltage Unbalance (NEMA)		
•Trip	2-8% adjustable	
•Reset	Trip setting minus 1% (5 - 8%) Trip setting minus .5% (2 - 4%)	

Trip Delay Time

- Low, High and Unbalanced Voltage1-30 seconds adjustable
- Single-Phasing Faults.....1 second fixed

Restart Delay Time

- After a FaultManual, 1-500 seconds adjustable
- After a Complete Power Loss.....Manual, 1-500 seconds adjustable

Output Contact Rating

- 1-Form C10A General Purpose @ 240VAC
 Pilot Duty 480VA @ 240VAC, B300

Power Consumption6 Watts (max.)

Weight14 oz.

EnclosurePolycarbonate

Safety Marks

- ULUL508
- cULC22.2 No.14
- CEIEC 60947-6-2

Standards Passed

- Electrostatic Discharge (ESD)IEC 1000-4-2, Level 3, 6kV contact, 8kV air
- Radio Frequency Immunity, Radiated150MHz, 10V/m
- Fast Transient BurstIEC 1000-4-4, Level 3, 3.5kV input power & controls

Surge

- IECIEC 1000-4-5, Level 3, 4kV line-to-line;
 Level 4, 4kV line-to-ground
- ANSI/IEEEC62.41 Surge and Ring Wave Compliance
 to a level of 6kV line-to-line
- Hi-potential TestMeets UL508 (2 x rated V +1000V for 1 minute)

Environmental

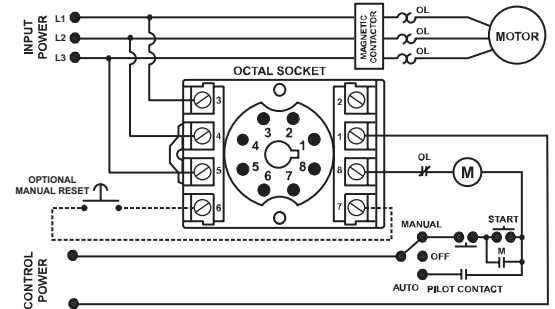
- Temperature Range.....Ambient Operating: -40° to 70°C (-40° to 158°F)
 Ambient Storage: -40° to 80°C (-40° to 176°F)
- Relative Humidity.....10-95%, non-condensing per IEC 68-2-3

Special Options

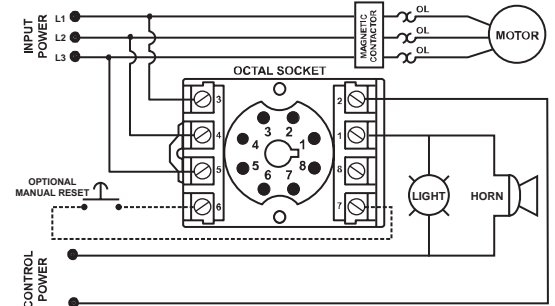
Manual Reset (Model 201A-AU-MR).....External normally-open momentary pushbutton required (not included).

*SymCom's OT08 octal socket is 35mm DIN rail compatible.

**TYPICAL WIRING DIAGRAM FOR MODEL 201A-AU
 WITH MOTOR CONTROL**



**TYPICAL WIRING DIAGRAM FOR MODEL 201A-AU
 WITH ALARM CONTROL**



SymCom warrants its microcontroller based products against defects in material or workmanship for a period of five (5) years from the date of manufacture. All other products manufactured by SymCom shall be warranted against defects in material and workmanship for a period of two (2) years from the date of manufacture. For complete information on warranty, liability, terms, returns, and cancellations, please refer to the SymCom Terms and Conditions of Sale document.