



OPTIMIZED LINE REACTORS



KDR line reactors are electrical components that help to protect 6-pulse rectifiers and power conversion devices such as variable frequency drives (VFDs). When used in conjunction with a VFD, a KDR line reactor can help reduce harmonics and protect the drive from harmful voltage spikes. KDR line reactors are recommended on the input of each VFD in multiple drive applications.

Output of a VFD

KDR reactors are constructed with durability in mind and can be used on both the input and output of a VFD. When used on the output of a drive, KDR reactors reduce voltage distortion at the motor terminals extending the service life and minimizing insulation stress of any motor.

Benefits of KDR Line Reactors:

- Helps to meet IEEE 519-2014 requirements
- 208 V-690 V; 0.25HP-1250HP
- Available in Ultra Low, Low and High Impedance
- Strong durable design specifically for VFD applications
- Drive Lifetime Warranty
- UL Listed
- Made in the USA
- Same Day Shipping

Typical Applications with VFDs

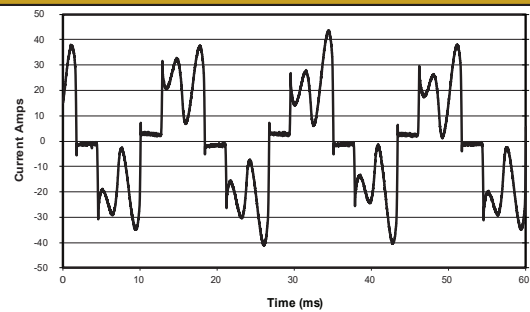
- HVAC Chillers
- Pumps
- Oil rigs
- Conveyors
- Sprinkler irrigation systems



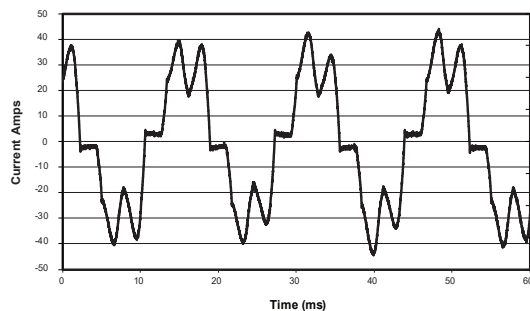
Technical Specifications

Voltage	208 - 690 VAC
Frequency	50/60 Hz
Power Rating*	0.25 - 1250 HP
Impedance	Ultra Low, Low, High Impedance
Short Term Overload Rating	Tolerate 200% rated I for a maximum of 3 minutes
Inductance Characteristics	Minimum 95% L at 110% Load
	Minimum 80% L at 150% Load
Environmental Conditions	
Ambient Temperature	-40°C to 40°C enclosed
	Enclosed: 40° C (104° F)
Operating Altitude	Up to 2,000 m (6,000 ft) without derating
Reference Technical Standards	
Agency Approvals	cULus
Warranty	For the life of the drive with which the reactor is installed

Input Harmonic Current Distortion- No Reactor



Input Harmonic Current Distortion- with KDR

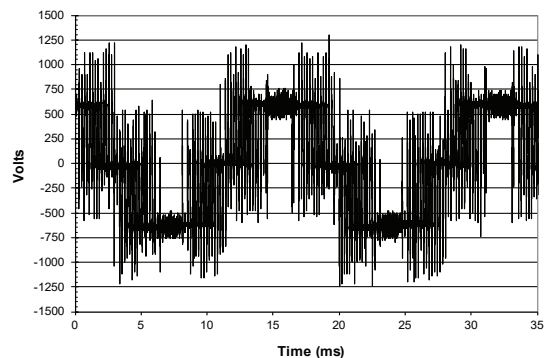


Part Numbering

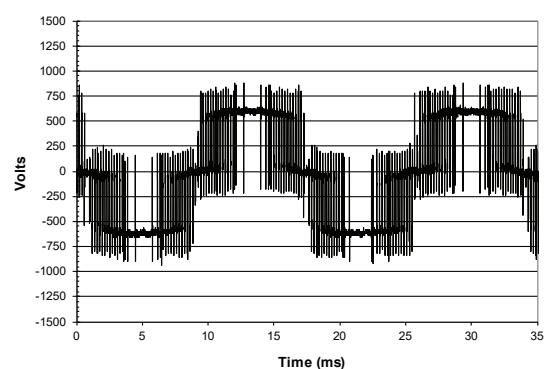
KDR **AA** **3** **L** **2** **E01**
 KDR Series: _____
 Design Frame: _____
 Sequence Code: _____
 Impedance Rating: _____
 P - Ultra Low Impedance
 L - Low Impedance
 H - High Impedance
 Foot: _____
 (Blank if not MA/AA)
 1 - Side
 2 - Thin
 Enclosure: _____
 E01 - UL Type 1
 E3R - UL Type 3R
 E3R1 - UL Type 3R (MA/AA)
 C1 - NEMA 1 (MA/AA)

*May vary based on voltage

Output Motor Terminal Voltage- No Reactor



Output Motor Terminal Voltage- with KDR



TCI, LLC

Part #23320
Version 2
©2019