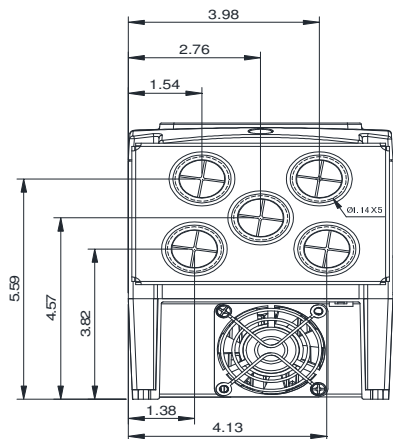
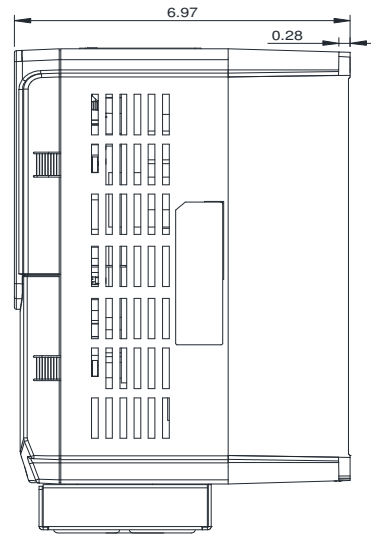
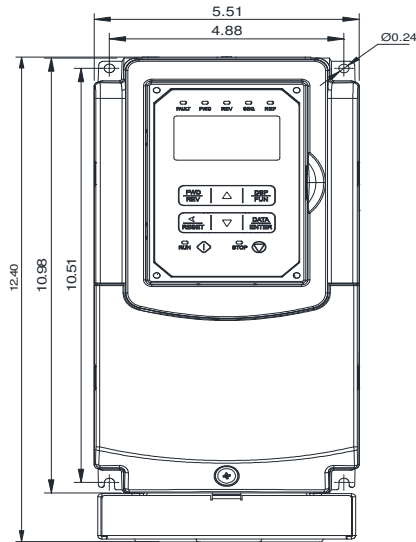


GENERAL DATASHEET VARIABLE SPEED DRIVE

Series A510				MODEL# A510-5003-C3-UE	
ISSUED 12/30/2019				ENCLOSURE/ FRAME NEMA 1 (IP20) / F2	
INPUT AMPS		AC INPUT VOLTAGE 500-600	AC INPUT FREQUENCY 50/60	AC INPUT PHASE 3	
HD (CT) 4.6	ND (VT) 6.4				
OUTPUT HP		AC OUTPUT VOLTAGE 500-600	AC OUTPUT FREQUENCY 0-599	AC OUTPUT PHASE 3	
OUTPUT AMPS					
HD (CT) 3	ND (VT) 4	HD (CT) 4.2	ND (VT) 5.8		



Approved By:	Brian Smith	Drawing No:	A510-575-003-F2	Revision: 1
--------------	-------------	-------------	-----------------	-------------