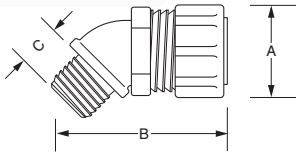



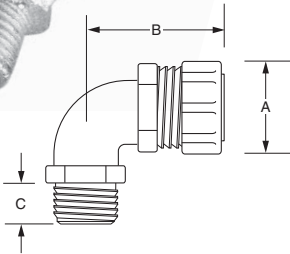



Liquidtight Strain Relief Connectors — 45°



For wire mesh grips refer to page A-147.

Liquidtight Strain Relief Connectors — 90°



* Remove sufficient outer covering of cable to permit conductors to pass through connector body.

† UL not applicable.

Complies with JIC standards.

UL Listed as liquidtight strain relief and outlet bushing. CSA certified watertight.

Temperature rating 105°C.

Suitable for hazardous locations use where general purpose equipment is specifically permitted per NEC Section 501-4(b).

UL File No. E 13938

CSA File No. 589 & 4484

CAT. NO.	CABLE SIZE MIN.-MAX.	HUB SIZE	DIMENSIONS (IN.)			THROAT DIA.
			A	B	C	
2200	(.125-.250)	1/2"	1 1/8	1 3/32	9/16	37/64
2201	(.250-.375)	1/2"	1 1/8	1 3/32	9/16	37/64
2202	(.375-.500)	1/2"	1 1/8	1 3/32	9/16	37/64
2203	(.450-.560)	1/2"	1 1/8	1 3/32	9/16	37/64
2204*	(.500-.625)	1/2"	1 3/8	1 13/32	9/16	37/64
2205*	(.625-.750)	1/2"	1 3/8	1 13/32	9/16	37/64
2206	(.125-.250)	3/4"	1 3/8	1 13/32	5/8	25/32
2207	(.250-.375)	3/4"	1 3/8	1 13/32	5/8	25/32
2208	(.375-.500)	3/4"	1 3/8	1 13/32	5/8	25/32
2209	(.500-.625)	3/4"	1 3/8	1 13/32	5/8	25/32
2210	(.625-.750)	3/4"	1 3/8	1 13/32	5/8	25/32
2211*	(.750-.880)	3/4"	1 11/16	1 1/2	1 1/2	3/4
2213	(.375-.500)	1"	1 3/8	1 1/2	25/32	15/16
2214	(.500-.625)	1"	1 3/8	1 1/2	25/32	15/16
2215	(.625-.750)	1"	1 3/8	1 1/2	25/32	15/16
2216	(.750-.875)	1"	1 11/16	1 13/32	25/32	15/16
2217*	(.875-.985)	1"	1 11/16	1 13/32	25/32	15/16
2218*	(.880-1.065)	1"	2 1/16	1 31/32	25/32	15/16
2219*	(1.065-1.205)	1"	2 1/16	1 31/32	25/32	15/16
2220*	(.880-1.065)	1 1/4"	2 1/16	1 29/32	13/16	1 1/16
2221*	(1.065-1.205)	1 1/4"	2 1/16	1 29/32	13/16	1 1/16
2222*	(1.187-1.375)	1 1/4"	2 1/16	2 1/4	13/16	1 21/64
2223*	(1.375-1.485)	1 1/4"	2 1/16	2 1/4	13/16	1 21/64

CAT. NO.	CABLE SIZE MIN.-MAX.	HUB SIZE	DIMENSIONS (IN.)			THROAT DIA.
			A	B	C	
2267	(.125-.250)	1/2"	1 1/8	1 23/32	5/8	19/32
2268	(.250-.375)	1/2"	1 1/8	1 23/32	5/8	19/32
2269	(.375-.500)	1/2"	1 1/8	1 23/32	5/8	19/32
2270	(.450-.560)	1/2"	1 1/8	1 23/32	5/8	19/32
2250*	(.500-.625)	1/2"	1 3/8	1 11/16	9/16	39/64
2251*	(.625-.750)	1/2"	1 3/8	1 11/16	9/16	39/64
2252	(.125-.250)	3/4"	1 3/8	1 3/4	1/2	25/32
2271	(.250-.375)	3/4"	1 3/8	1 3/8	1/2	25/32
2272	(.375-.500)	3/4"	1 3/8	1 3/8	1/2	25/32
2273	(.500-.625)	3/4"	1 3/8	1 3/8	1/2	25/32
2274*	(.620-.750)	3/4"	1 3/8	1 3/8	1/2	25/32
2253*	(.750-.880)	3/4"	1 11/16	1 31/32	9/16	25/32
2254	(.375-.500)	1"	1 3/8	2	25/32	1
2255	(.500-.625)	1"	1 3/8	2	25/32	1
2256*	(.625-.750)	1"	1 3/8	2	25/32	1
2275	(.750-.875)	1"	1 11/16	2	5/8	1
2276	(.875-.985)	1"	1 11/16	2	5/8	1
2257*	(.880-1.065)	1"	2 1/16	2 23/32	25/32	15/16
2258*	(1.065-1.205)	1"	2 1/16	2 23/32	25/32	15/16
2277	(.880-1.065)	1 1/4"	2 1/16	2 1/8	11/16	1 1/16
2278	(1.065-1.205)	1 1/4"	2 1/16	2 1/8	11/16	1 1/16
2279*	(1.187-1.375)	1 1/4"	2 1/16	2 1/8	13/16	1 11/32
2280*	(1.375-1.485)	1 1/4"	2 1/16	2 1/8	13/16	1 11/32
2281	(.812-1.000)	1 1/2"	2 1/16	2 1/8	13/16	1 15/32
2282	(1.000-1.187)	1 1/2"	2 1/16	2 1/8	13/16	1 15/32
2283*	(1.187-1.375)	1 1/2"	2 1/16	2 1/8	13/16	1 15/32
2284	(1.125-1.375)	2"	2 25/32	3 1/4	27/32	1 31/32
2285	(1.375-1.625)	2"	2 25/32	3 1/4	27/32	1 31/32
2286	(1.625-1.875)	2"	2 25/32	3 1/4	27/32	1 31/32