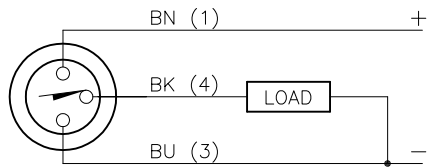
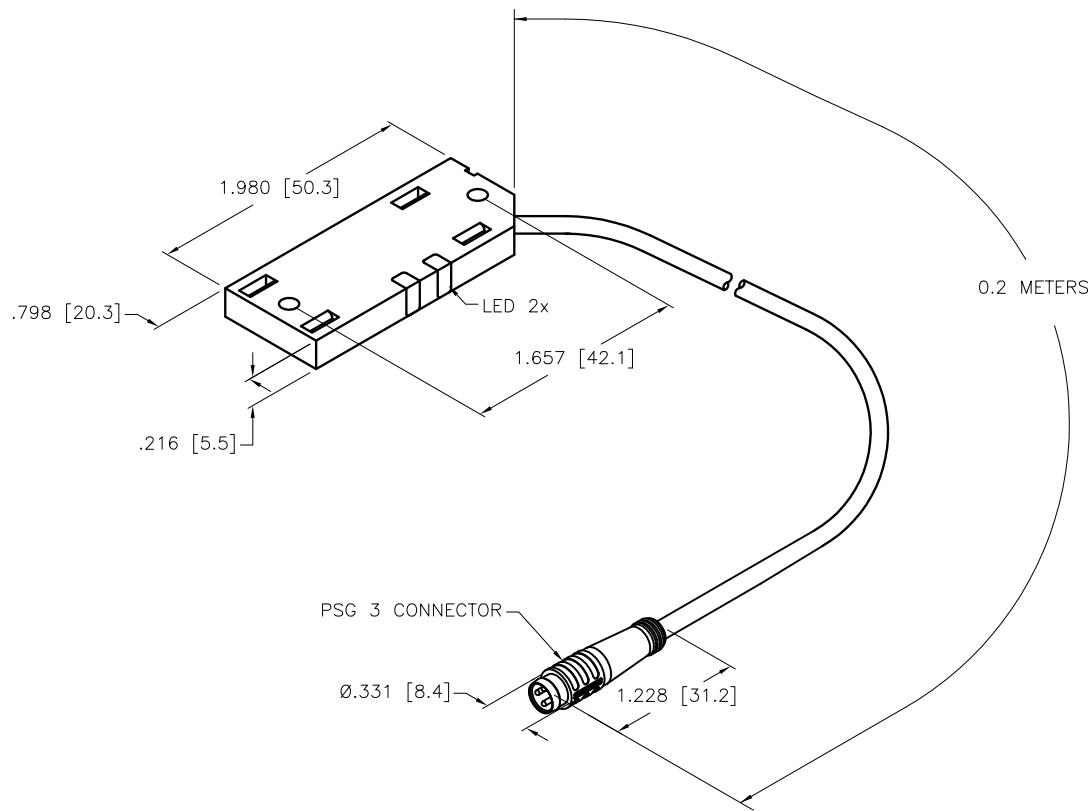
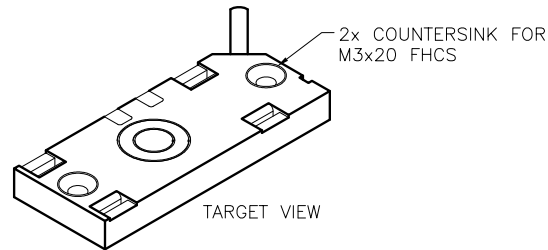


WIRING DIAGRAM



OUTPUT: AP6X2

SHORT-CIRCUIT AND OVERLOAD PROTECTED



SPECIFICATIONS

OPERATING VOLTAGE	10-30 VDC
RIPPLE	≤10%
HYSTERESIS	2-20% (5% TYPICAL)
VOLTAGE DROP ACROSS CONDUCTING SENSOR	≤1.8 V at 200 mA
OUTPUT FUNCTION	NORMALLY OPEN, PNP
TTL COMPATIBLE	NO
SHORT-CIRCUIT PROTECTED	YES
TRIGGER CURRENT FOR OVERLOAD PROTECTION	≥ 220 mA
CONTINUOUS LOAD CURRENT	≤ 200 mA
RESIDUAL CURRENT	<100 µA
NO-LOAD CURRENT	≤15 mA
TIME DELAY BEFORE AVAILABILITY	≤ 8 ms
POWER-ON EFFECT	Per IEC 947-5-2
REVERSE POLARITY PROTECTION	YES
WIRE BREAK PROTECTION	YES
TRANSIENT PROTECTION	Per EN 60947-5-2
OPERATING TEMPERATURE	-25°C to +70°C (-13°F to +158°F)
MAX RELATIVE TEMPERATURE DRIFT	≤ 20 %
ENCLOSURE	MEETS NEMA 1, 3, 4, 6, 13 AND IEC IP67
SHOCK	30 g, 11 ms
VIBRATION	55 Hz, 1 mm AMPLITUDE (IN ALL 3 PLANES)
LED FUNCTION	YELLOW = OUTPUT ENERGIZED GREEN = POWER ON
RATED OPERATING DISTANCE	10 mm = .394" (ADJUSTABLE)
SWITCHING FREQUENCY	100 Hz
REPEATABILITY	≤ 2% OF RATED OPERATING DISTANCE
EMBEDDABLE	YES

SOURCE DRAWING - FOR REFERENCE ONLY

RELATED DOCUMENTS 1. 2. 3. 4.	3RD ANGLE PROJECTION 	THIS DRAWING IS CONFIDENTIAL AND THE PROPERTY OF TURCK INC. USE OF THIS DOCUMENT WITHOUT WRITTEN PERMISSION IS PROHIBITED.		3000 CAMPUS DRIVE MINNEAPOLIS, MN 55441 1-800-544-7769 (763) 553-7300 (763) 553-0708 fax www.turck.us	
	MATERIAL SEE SPECS	ALL DIMENSIONS DISPLAYED ON THIS DRAWING ARE FOR REFERENCE ONLY	DRFT JBU DATE 09/10/02	DESCRIPTION BC10-QF5.5-AP6X2-0.2M-PSG3	
			APVD SCALE 1=1.5		
	FINISH	CONTACT TURCK FOR MORE INFORMATION	UNIT OF MEASUREMENT <b>INCH [ MILLIMETER ]</b>		IDENTIFICATION NO. 2620195
DO NOT SCALE THIS DRAWING	FILE: 2620195	SHEET 1 OF 1			

D	UPDATE ID NUMBER PER HARMONIZATION PROJECT	CBM	11/06/17	
REV	DESCRIPTION	BY	DATE	ECO NO.