



1 1/4" System

1 3/16" System

Fiberglass System

Special Metals

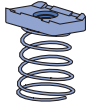
PrimeAngle

Metal Grating

Roofwalk

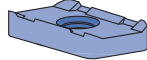
Index

P6006-0832 THRU P6006-1420
CHANNEL NUT W/SPRING **EG**



Part Number	Thread Size In	Wt/100 pcs Lbs (kg)
P6006-0836	#8 - 36	1 (0.5)
P6006-0832	#8 - 32	1 (0.5)
P6006-1032	#10 - 32	1 (0.5)
P6006-1024	#10 - 24	1 (0.5)
P6006-1420	1/4" - 20	1 (0.5)

P6013-0832 THRU P6013-1420
CHANNEL NUT **EG**



Part Number	Thread Size In	Wt/100 pcs Lbs (kg)
P6013-0836	#8 - 36	1 (0.5)
P6013-0832	#8 - 32	1 (0.5)
P6013-1032	#10 - 32	1 (0.5)
P6013-1024	#10 - 24	1 (0.5)
P6013-1420	1/4" - 20	1 (0.5)

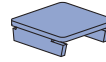
P7006-0832 THRU P7006-1420
CHANNEL NUT W/SPRING **EG**



Part Number	Thread Size In	Wt/100 pcs Lbs (kg)
P7006-0836	#8 - 36	1 (0.5)
P7006-0832	#8 - 32	1 (0.5)
P7006-1032	#10 - 32	1 (0.5)
P7006-1024	#10 - 24	1 (0.5)
P7006-1420	1/4" - 20	1 (0.5)

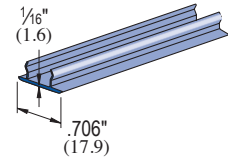
P6280 - END CAP FOR P6000

Material: .060" (1.5)



Wt/100 pcs: 3 Lbs (1.4 kg)

P6184 P - CLOSURE STRIP



Material: PVC, Plastic.
Standard Length: 10 Feet (3.05 m).

Wt/100 Ft: 4 Lbs (6.0 kg/100m)

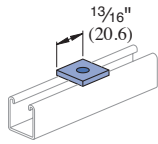
P7280 - END CAP FOR P7000

Material: .048" (1.2)



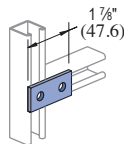
Wt/100 pcs: 1 Lbs (0.5 kg)

P6062



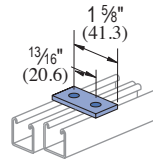
Wt/100 pcs: 2 Lbs (0.9 kg)

P6065



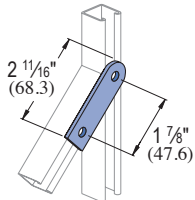
Wt/100 pcs: 5 Lbs (2.3 kg)

P6924



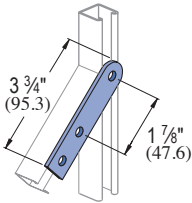
Wt/100 pcs: 5 Lbs (2.3 kg)

P7325



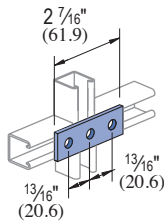
Wt/100 pcs: 7 Lbs (3.2 kg)

P7324



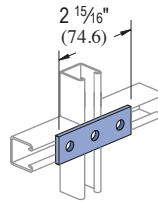
Wt/100 pcs: 10 Lbs (4.5 kg)

P6925



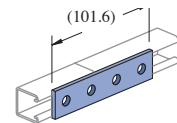
Wt/100 pcs: 7 Lbs (3.2 kg)

P6066



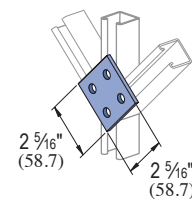
Wt/100 pcs: 8 Lbs (3.6 kg)

P6067



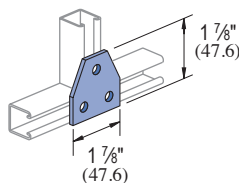
Wt/100 pcs: 11 Lbs (5.0 kg)

P6962



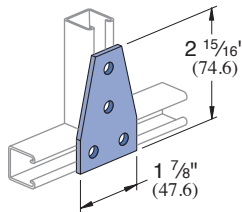
Wt/100 pcs: 19 Lbs (8.6 kg)

P6356A



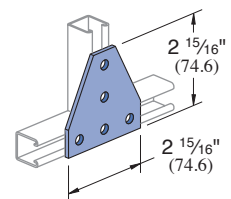
Wt/100 pcs: 10 Lbs (4.5 kg)

P6358A



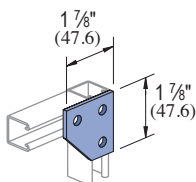
Wt/100 pcs: 15 Lbs (6.8 kg)

P6726A



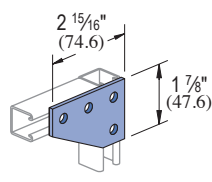
Wt/100 pcs: 22 Lbs (10.0 kg)

P6334



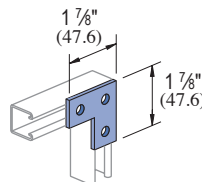
Wt/100 pcs: 11 Lbs (5.0 kg)

P6380



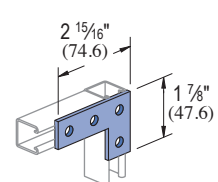
Wt/100 pcs: 15 Lbs (6.8 kg)

P6036



Wt/100 pcs: 8 Lbs (3.6 kg)

P6380A



Wt/100 pcs: 11 Lbs (5.0 kg)

Standard Dimensions for 1 3/16" (20.6mm) width series channel fittings (Unless Otherwise Shown on Drawing)

Hole Diameter: 5/32" (7.1mm); Hole Spacing - From End: 1 3/32" (10.3mm); Hole Spacing - On Center: 1 1/16" (27.0mm); Width: 1 3/16" (20.6mm); Thickness: 1/8" (3.2mm)