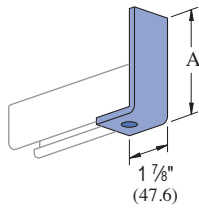


P1538A THRU P1538D

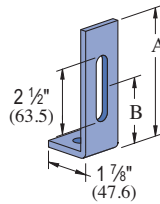
EG, GR, HG



Part Number	"A" In (mm)	Wt/100 pcs Lbs (kg)
P1538A	3 3/8 98.4	61 27.7
P1538B	5 7/8 149.2	84 38.1
P1538C	7 7/8 200.0	107 48.5
P1538D	9 7/8 250.8	130 59.0

P1498, P1499

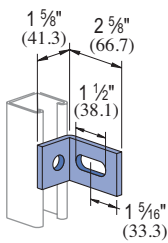
DF, EG, GR, HG



Part Number	"A" In (mm)	"B" In (mm)	Wt/100 pcs Lbs (kg)
P1498	4 7/8 123.8	2 1/2 63.5	65 29.5
P1499	6 7/8 174.6	4 1/2 114.3	85 38.6

P1750

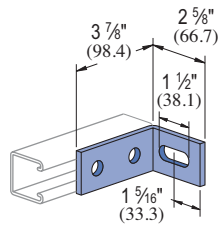
EG, GR, HG



Wt/100 pcs: 38 Lbs (17.2 kg)

P1747

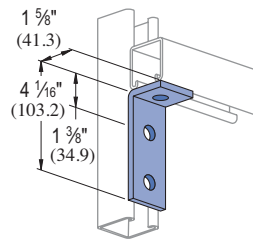
EG, GR, HG



Wt/100 pcs: 66 Lbs (29.9 kg)

P1326

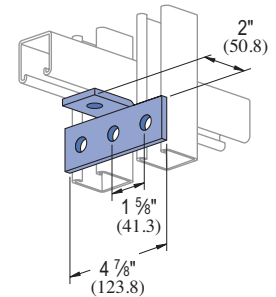
EG, GR, HG



Wt/100 pcs: 58 Lbs (26.3 kg)

P1821

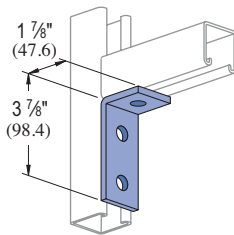
EG, GR, HG



Wt/100 pcs: 71 Lbs (32.2 kg)

P1346

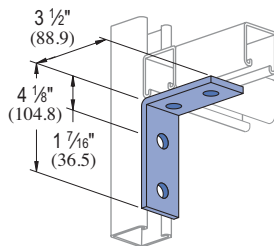
EG, GR, HG



Wt/100 pcs: 58 Lbs (26.3 kg)

P1325

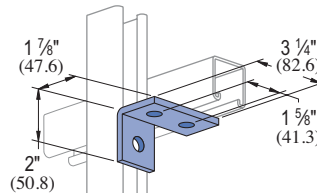
EG, GR, HG



Wt/100 pcs: 78 Lbs (35.4 kg)

P1822

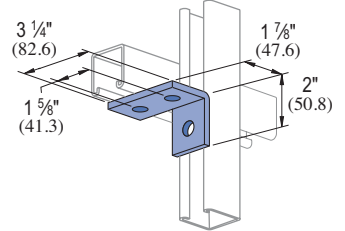
EG, GR, HG



Wt/100 pcs: 55 Lbs (24.9 kg)

P1823

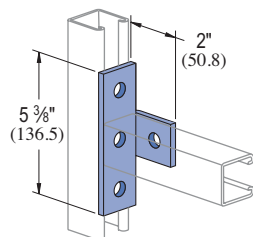
EG, GR, HG



Wt/100 pcs: 55 Lbs (24.9 kg)

P1033

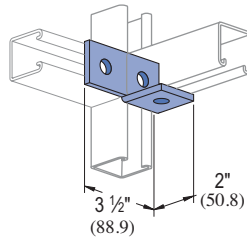
EG, GR, HG



Wt/100 pcs: 80 Lbs (36.3 kg)

P1037

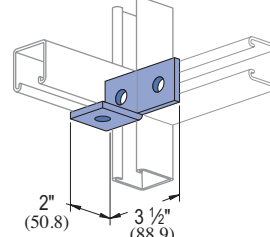
EG, GR, HG



Wt/100 pcs: 58 Lbs (26.3 kg)

P1038

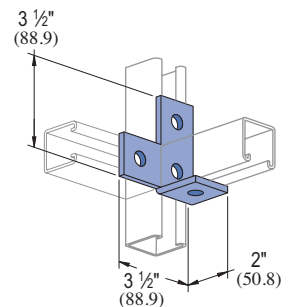
EG, GR, HG



Wt/100 pcs: 58 Lbs (26.3 kg)

P1034

EG, GR, HG



Wt/100 pcs: 80 Lbs (36.3 kg)

Standard Dimensions for 1 5/8" (41.3mm) width series channel fittings (Unless Otherwise Shown on Drawing)

Hole Diameter: 9/16" (14.3mm); Hole Spacing - From End: 1 3/16" (20.6mm); Hole Spacing - On Center: 1 7/8" (47.6mm); Width: 1 5/8" (41.3mm); Thickness: 1/4" (6.4mm) with steel meeting or exceeding ASTM A1011 SS GR 33, or 0.220" (5.6mm) with steel meeting or exceeding ASTM A1011 HSLAS GR 45