

AL, BL, CL & H681X-A SERIES

Split-core and Solid-core Designs for Flexibility



Easy installation

Unique hinge design on split cores

UL Recognized

UL Recognized

5 Amps standard

5 Amp standard output... compatible with existing systems

Veris' split-core and solid-core current transformers provide a 0 to 5A AC output for use with transducers, data loggers, and chart recorders.

APPLICATIONS

- Data logging
- Recording
- Power monitoring
- Energy management
- Alternative energy monitoring
- Cost allocation

SPECIFICATIONS

Solid-core

| INPUTS | |
|-------------------------|---|
| Frequency Range | 50 to 400 Hz |
| Leads | 2 ft (0.6 m) |
| ACCURACY | |
| Accuracy | Specified at 60 Hz (see Ordering Information) |
| OUTPUTS | |
| Output at Rated Current | 5 A |
| MECHANICAL | |
| Insulation | 600 Vac (basic) |
| ENVIRONMENTAL | |
| Operating Temp Range | -30 to 55 °C (-22 to 131 °F) |
| Storage Temp Range | -30 to 105 °C (-22 to 221 °F) |
| WARRANTY | |
| Limited Warranty | 1 year |
| AGENCY APPROVALS | |
| Agency Approvals | ANSI/IEEE C57.13, "Standard Requirements for Instrument Transformers," IEEE C57.13.2, "IEEE Standard Conformance Test Procedures for Instrument Transformers," and cURus. |



SPECIFICATIONS

Split-core

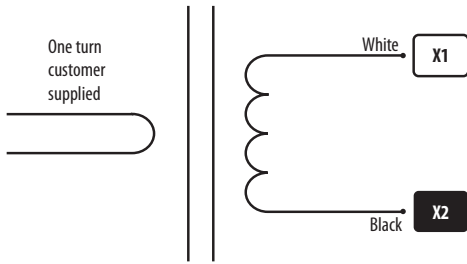
| INPUTS | |
|-------------------------|---|
| Frequency Range | 50/60 Hz |
| Leads | 6 ft (1.8 m) |
| ACCURACY | |
| Accuracy | ±1% of reading from 10% to 100% of rated current |
| OUTPUTS | |
| Output at Rated Current | 5 A |
| MECHANICAL | |
| Insulation | 600 Vac (basic) |
| ENVIRONMENTAL | |
| Installation Category | Category III, Pollution Degree 2 |
| Operating Temp Range | 2400A models only: -15 to 50 °C (5 to 122 °F); All other models: -15 to 60 °C (5 to 140 °F) |
| Storage Temp Range | -40 to 70 °C (-40 to 158 °F) |
| Humidity Range | 0 to 95% non-condensing |
| WARRANTY | |
| Limited Warranty | 5 years |
| AGENCY APPROVALS | |
| Agency Approvals | UL61010-1, EN61010-1 |



*The CE mark indicates RoHS2 compliance. Please refer to the CE Declaration of Conformity for additional details.

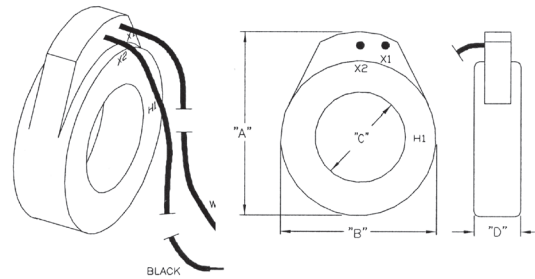


WIRING EXAMPLE



AL/BL/CL SOLID-CORE

Dimensional Drawings



AL/SMALL

50 Amp, 100 Amp, 150 Amp, 200 Amp, 250 Amp, 300 Amp, 400 Amp
 A = 2.7" (70 mm)
 B = 2.5" (63 mm)
 C = 1.1" (26 mm)
 D = 1.1" (26 mm)

BL/MEDIUM

500 Amp, 600 Amp, 800 Amp, 1000 Amp, 1200 Amp
 A = 3.7" (90 mm)
 B = 3.4" (88 mm)
 C = 2" (52 mm)
 D = 1.1" (26 mm)

CL/LARGE

1200 Amp, 1500 Amp, 1600 Amp, 2000 Amp
 A = 4.9" (124 mm)
 B = 4.5" (115 mm)
 C = 3" (76 mm)
 D = 1.1" (26 mm)

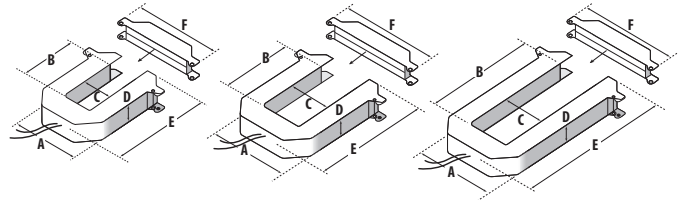
ORDERING INFORMATION

Solid-core

| MODEL | RATIO | ACCURACY AT 60 Hz | BURDEN CAPACITY IN VA | |
|-------|--------|-------------------|-----------------------|------|
| AL500 | 50:5 | 3% | 2.0 | |
| AL101 | 100:5 | | 2.0 | |
| AL151 | 150:5 | | 4.0 | |
| AL201 | 200:5 | | 4.0 | |
| AL251 | 250:5 | | 6.0 | |
| AL301 | 300:5 | | 8.0 | |
| AL401 | 400:5 | | 10.0 | |
| BL501 | 500:5 | | 1% | 12.5 |
| BL601 | 600:5 | | | 15.0 |
| BL801 | 800:5 | | | 8.0 |
| BL102 | 1000:5 | | | 10.0 |
| BL122 | 1200:5 | | | 12.5 |
| CL122 | 1200:5 | 10.0 | | |
| CL152 | 1500:5 | 12.5 | | |
| CL162 | 1600:5 | 12.5 | | |
| CL202 | 2000:5 | 15.0 | | |

H681X-5A SPLIT-CORE

Dimensional Drawings



H6810/SMALL

200 Amp, 300 Amp
 A = 3.8" (96 mm)
 B = 1.2" (30 mm)
 C = 1.3" (32 mm)
 D = 1.2" (30 mm)
 E = 4.0" (100 mm)
 F = 4.8" (121 mm)

H6811/MEDIUM

400 Amp, 600 Amp, 800 Amp
 A = 4.9" (125 mm)
 B = 2.9" (73 mm)
 C = 2.5" (62 mm)
 D = 1.2" (30 mm)
 E = 5.2" (132 mm)
 F = 6.0" (151 mm)

H6812/LARGE

800 Amp, 1000 Amp, 1200 Amp, 1600 Amp, 2000 Amp, 2400 Amp
 A = 4.9" (125 mm)
 B = 5.5" (139 mm)
 C = 2.5" (62 mm)
 D = 1.2" (30 mm)
 E = 7.9" (201 mm)
 F = 6.0" (151 mm)

Split-core

| MODEL | RATIO | ACCURACY FROM 10% TO 100% OF MAX LOAD | BURDEN CAPACITY IN VA |
|----------------|--------|---------------------------------------|-----------------------|
| H6810-200A-5A | 200:5 | 1% | 2.5 |
| H6810-300A-5A | 300:5 | | 2.5 |
| H6811-400A-5A | 400:5 | | 5.0 |
| H6811-600A-5A | 600:5 | | 5.0 |
| H6811-800A-5A | 800:5 | | 12.5 |
| H6812-800A-5A | 800:5 | | 5.0 |
| H6812-1000A-5A | 1000:5 | | 22.5 |
| H6812-1200A-5A | 1200:5 | | 22.5 |
| H6812-1600A-5A | 1600:5 | | 22.5 |
| H6812-2000A-5A | 2000:5 | | 22.5 |
| H6812-2400A-5A | 2400:5 | | 22.5 |

