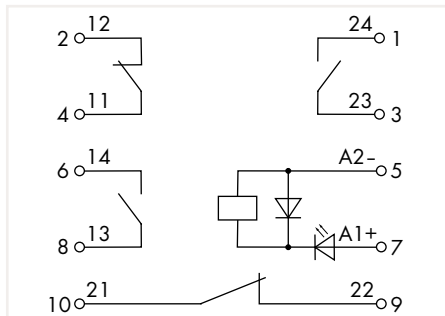


Relay Module

2042 Series

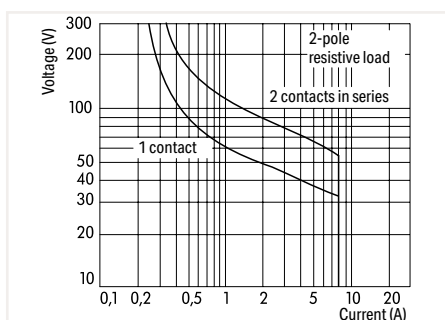
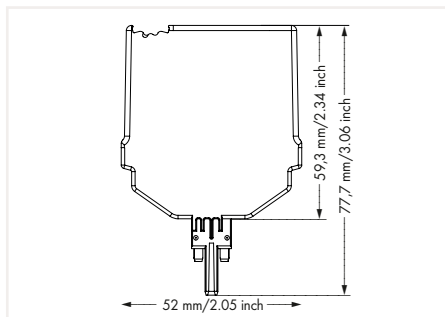


Similar to picture



Relay Module; Relay with 2 break contacts and 2 make contacts; 24 VDC; for railway applications; Status indicator: green

U_N	I_N	Item No.	Pack. Unit
24 VDC	28.1 mA	2042-3084	5



DC Load Limit Curve

Control Circuit

Input voltage range	-30 ... +25 %
---------------------	---------------

Load Circuit

Number of break contacts/switch-off contacts	2
Number of make contacts/switch-on contacts	2
Contact material	AgNi
Limiting continuous current	5 A
Inrush current (resistive) max.	15 A (AC) / 4 s
Switching voltage (max.)	250 VAC
Switching power (resistive) max.	1250 VA (AC); DC see load limit curve
Recommended minimum load	12 V / 10 mA
Pull-in time (typ.)	8 ms
Drop-out time (typ.)	6 ms
Bounce time (typ.)	4 ms
Electrical life (NO; resistive load; 23 °C)	100 x 10 ³ switching operations
Mechanical life	10 x 10 ⁶ switching operations

Signaling

Status indicator	Green LED
------------------	-----------

Safety and Protection

Rated voltage	250 V
Rated surge voltage	4 kV
Pollution degree	2
Dielectric strength, control/load circuit (AC, 1 min)	3 kV _{rms}
Dielectric strength, open contact (AC, 1 min)	1 kV _{rms}
Dielectric strength channel/channel (AC, 1 min)	2.5 kV _{rms}
Protection type	IP20

Physical Data

Width	25.9 mm / 1.02 inch
Height	77.7 mm / 3.059 inch
Height from the surface	59.3 mm / 2.335 inch
Depth	52 mm / 2.047 inch

Mechanical Data

Mounting type	Pluggable module for TOPJOB® S Carrier Terminal Block
---------------	---

Material Data

Weight	58.7 g
--------	--------

Environmental Requirements

Surrounding air temperature (operation at U_N)	-40 ... +70 °C
Surrounding air temperature (storage)	-40 ... +85 °C
Processing temperature	-25 ... +50 °C

Standards and Specifications

Standards/specifications	EN 61010-2-201; EN 61373; EN 50121-3-2
--------------------------	--