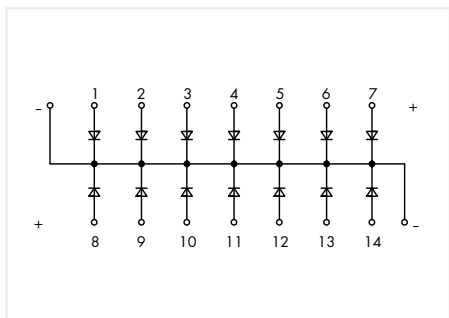

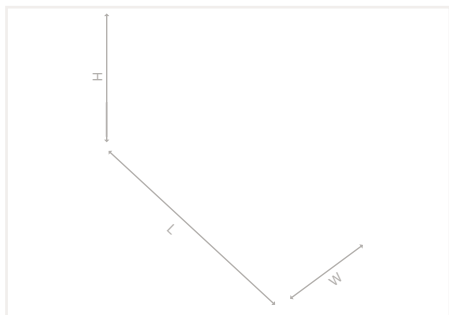


Component Module with Diodes 289 Series



Component Module with Diodes; with 14 diodes;
1N4007 diode; with common cathode

	Item No.	Pack. Unit
	289-111	1



Notice!

Live parts are likely to be touched! Protection against direct contact must be provided by the equipment manufacturer, e.g., using a WAGO 709 Series Cover (see "Accessories") or a similar cover.

The installation regulations must be observed for each individual application.

Note:

Max. admissible current per the manufacturer's data sheet – with all diodes loaded, the continuous current must be reduced.

Electrical Data

Operating voltage	≤ 250 VAC/DC
Rectified current for each diode	1 A
Forward voltage per diode	1.1 V
Forward current per diode (resistive)	1 A
Peak reverse voltage	1000 V
Leakage current	50 μA

Safety and Protection

Pollution degree	2
Rated voltage	250 V
Rated surge voltage	4 kV
Protection class	IP00

Connection Data

Connection technology	CAGE CLAMP®
Solid conductor	0.08 ... 2.5 mm ² / 28 ... 12 AWG
Fine-stranded conductor	0.08 ... 2.5 mm ² / 28 ... 12 AWG
Strip Length	5 ... 6 mm / 0.2 ... 0.24 inch

Physical Data

Width	47 mm / 1.85 inch
Height from upper-edge of DIN-rail	31.5 mm / 1.24 inch
Depth	65.5 mm / 2.579 inch

Mechanical Data

Mounting type	Mounting on DIN-rail via DIN-rail adapter
---------------	---

Material Data

Weight	25.6 g
--------	--------

Environmental Requirements

Surrounding air temperature (operation)	-25 ... +40 °C
---	----------------

Accessories



Mounting carrier; for screw or DIN-rail mounting

	Item No.	Pack. Unit
	288-001	50



Universal mounting foot; for DIN-15/35/32 rails

	Item No.	Pack. Unit
	288-002	100



Cover carrier; Type 1; incl. mounting/securing screws and knurled nuts

	Item No.	Pack. Unit
	709-167	10



Cover; Type 1; for cover carrier (type 1); 1 m long

	Item No.	Pack. Unit
	709-153	10