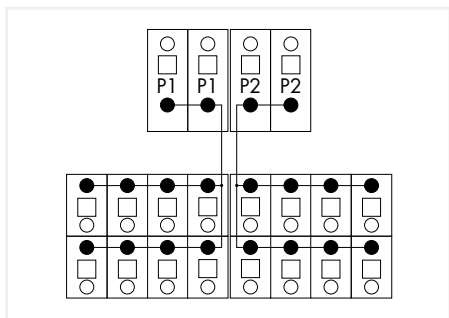

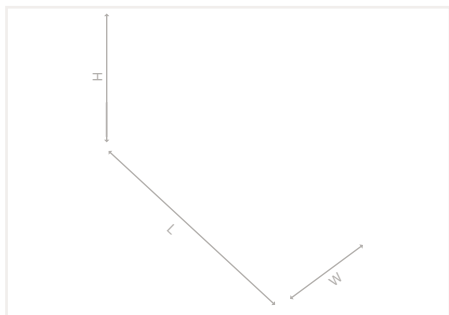


Potential Distribution Module 830 Series



Potential Distribution Module; 2 potentials;
with 2 input clamping points; Conductor cross section
up to 6 mm²/10 AWG; Lever, each with 8 output
clamping points; Conductor cross section up to
2.5 mm²/12 AWG

Color	Item No.	Pack. Unit
gray	830-800/000-315	10



General Specifications

Operating voltage	≤ 250 VAC/DC
Total current per potential (max.)	30 A
Current per connection (max.)	10 A

Connection Data

Total number of potentials	2
Connection type 1	Input
Connection technology 1	CAGE CLAMP®
Solid conductor 1	0.5 ... 6 mm ² / 20 ... 10 AWG
Fine-stranded conductor 1	0.5 ... 6 mm ² / 20 ... 10 AWG
Strip length 1	11 ... 12 mm / 0.43 ... 0.47 inch
Connection type 2	Output
Connection technology 2	CAGE CLAMP®
Solid conductor 2	0.08 ... 2.5 mm ² / 28 ... 12 AWG
Fine-stranded conductor 2	0.08 ... 2.5 mm ² / 28 ... 12 AWG
Strip length 2	5 ... 6 mm / 0.2 ... 0.24 inch

Physical Data

Width	49 mm / 1.92 inch
Height from upper-edge of DIN-rail	38 mm / 1.47 inch
Depth	55 mm / 2.17 inch

Mechanical Data

Mounting type	DIN-35 rail
---------------	-------------

Material Data

Weight	87.5 g
--------	--------

Environmental Requirements

Surrounding air temperature (operation)	-20 ... +50 °C
Relative humidity	≤ 95 % (no condensation permissible)

Standards and Specifications

Standards/specifications	cULus 61010-2-201
--------------------------	-------------------