


3-Conductor Sensor Terminal Block TOPJOB® S

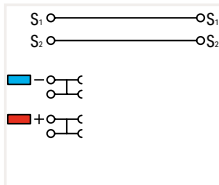
1 (1.5) mm²; 2000 Series

Technical Data

0.14 ... 1 (1.5) mm² ❶	24 ... 16 AWG
250 V/4 kV/3 ❷	300 V, 10 A
I_N 13.5 A	
Terminal block width: 7 mm / 0.276 inch ❸	
9 ... 11 mm / 0.35 ... 0.43 inch	



2000-5311




3-conductor sensor terminal block

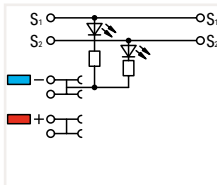
Color	Item No.	Pack. Unit
gray	2000-5311	50

Technical Data

0.14 ... 1 (1.5) mm² ❶	24 ... 16 AWG
24 VDC	24 VDC
I_N 13.5 A	
Terminal block width: 7 mm / 0.276 inch ❸	
9 ... 11 mm / 0.35 ... 0.43 inch	



2000-5311/1102-950




3-conductor sensor terminal block; yellow LED; for PNP (high-side) switching sensors

Color	Item No.	Pack. Unit
gray	2000-5311/1102-950	50

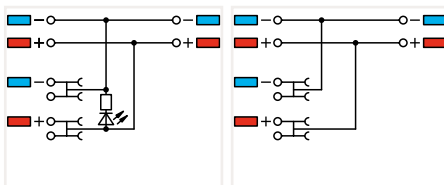
3-conductor sensor terminal block; yellow LED; for NPN (low-side) switching sensors

Color	Item No.	Pack. Unit
gray	2000-5311/1101-951	50



2000-5372/1102-953

2000-5372




3-conductor sensor LED supply terminal block; green LED; 24 VDC

Color	Item No.	Pack. Unit
orange	2000-5372/1102-953	15

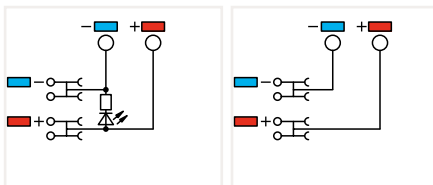
3-conductor sensor supply terminal block; max. 250 V; internally commoned

Color	Item No.	Pack. Unit
orange	2000-5372	15



2000-5352/1102-953

2000-5352



3-conductor sensor LED supply terminal block; green LED; 24 VDC control panel side: 2.5 (4) mm²; max. 28 A

Color	Item No.	Pack. Unit
orange	2000-5352/1102-953	50

3-conductor sensor supply terminal block; max. 250 V; control panel side: 2.5 (4) mm²; max. 28 A

Color	Item No.	Pack. Unit
orange	2000-5352	50

❶ Conductor range: 0.14 ... 1.5 mm² "s+f-st"; Push-in termination: 0.5 ... 1.5 mm² "s" and 0.5 ... 0.75 mm² "insulated ferrules; 12 mm" Depending on the conductor characteristic, a conductor with a smaller cross section can also be inserted via push-in termination.

❷ 250 V = rated voltage
4 kV = rated impulse voltage
3 = pollution degree
(see Section 14)

❸ 3.5 mm spacing per signal (2 x 3.5 mm = 7 mm)
Note:
The double spacing per pole of this terminal block series maximizes connectivity. For example, ten sensors may be connected using only five sensor terminal blocks plus a power supply terminal block.

Please observe the application notes:
Jumpers, from page 152

Approvals and corresponding ratings,
visit www.wago.com

Accessories; for 3-conductor terminal blocks

Appropriate marking systems:
WMB/WMB Inline/Marking strips

End and intermediate plate; 1 mm thick; for 3-conductor terminal blocks

Color	Item No.	Pack. Unit
gray	2000-5391	100 (25)

Push-in type jumper bar; insulated; I_N 14 A; light gray

Way	Item No.	Pack. Unit
2-way	2000-402	25
3-way	2000-403	25
4-way	2000-404	25
5-way	2000-405	25
6-way	2000-406	25
7-way	2000-407	25
8-way	2000-408	25
9-way	2000-409	25
10-way	2000-410	25

Colored push-in type jumper bar

Color	Item No.
red	.../000-005
blue	.../000-006

Push-in type jumper bar; insulated; I_N 14 A; light gray

Way	Item No.	Pack. Unit
1 to 3	2000-433	25
1 to 4	2000-434	25
1 to 5	2000-435	25
1 to 6	2000-436	25
1 to 7	2000-437	25
1 to 8	2000-438	25
1 to 9	2000-439	25
1 to 10	2000-440	25

Double-deck marker carrier; pivoting

Color	Item No.	Pack. Unit
gray	2000-121	50 (25)

Marking strip; plain; 11 mm wide; 50 m reel

Color	Item No.	Pack. Unit
white	2009-110	1

WMB marking card; white; 10 strips with 10 markers/card; for 3.5 mm terminal block width

Color	Item No.	Pack. Unit
plain	793-3501	5

Operating tool with a partially insulated shaft; type 1; (2.5 x 0.4) mm blade

Item No.	Pack. Unit
210-719	1