



Through and Ground Conductor Terminal Block TOPJOB® S; with Push-Button 6 (10) mm²; 2206 Series

1

Technical Data	
0.5 ... 6 (10) mm ² ①	20 ... 8 AWG
800 V/8 kV/3 ②	
I _N 41 A (57 A)	
Terminal block width: 7.5 mm / 0.295 inch	
 13 ... 15 mm / 0.51 ... 0.59 inch	

Technical Data	
0.5 ... 6 (10) mm ² ①	20 ... 8 AWG
800 V/8 kV/3 ②	
I _N 41 A (57 A)	
Terminal block width: 7.5 mm / 0.295 inch	
 13 ... 15 mm / 0.51 ... 0.59 inch	



① Conductor range: 0.5 ... 10 mm² "s+f-st"; Push-in termination: 2.5 ... 10 mm² "s" and 2.5 ... 6 mm² "insulated ferrules; 12 mm"
Depending on the conductor characteristic, a conductor with a smaller cross section can also be inserted via push-in termination.



② 800 V = rated voltage
8 kV = rated impulse voltage
3 = pollution degree
(see Section 14)



③ Terminal blocks with a blue insulated housing are suitable for Ex i applications.


Please observe the application notes:
Jumpers, from page 155
Testing accessories, from page 148
Marking, from page 588


Approvals and corresponding ratings, visit www.wago.com







2-conductor through terminal block; with push-button		
Color	Item No.	Pack. Unit
 gray	2206-1201	50
 blue	2206-1204 ③	50


3-conductor through terminal block; with push-button		
Color	Item No.	Pack. Unit
 gray	2206-1301	25
 blue	2206-1304 ③	25

2-conductor ground terminal block; with push-button		
 green-yellow	2206-1207	50

3-conductor ground terminal block; with push-button		
 green-yellow	2206-1307	25





Accessories; item-specific			
End and intermediate plate; 1 mm thick			
	orange	2006-1292	100 (25)
	gray	2006-1291	100 (25)


Accessories; item-specific			
End and intermediate plate; 1 mm thick			
	orange	2006-1392	100 (25)
	gray	2006-1391	100 (25)




Separator; oversized; 2 mm thick			
	orange	2006-1294	100 (25)
	gray	2006-1293	100 (25)


Separator; oversized; 2 mm thick			
	orange	2006-1394	100 (25)
	gray	2006-1393	100 (25)


Accessories; 2206 Series
Appropriate marking systems: WMB/WMB Inline/Marking strips


Push-in type jumper bar; insulated; I _N 41 A; light gray			
	2-way	2006-402	25
	3-way	2006-403	25
	4-way	2006-404	25
	5-way	2006-405	25


Modular connector; snaps together; for jumper contact slot			
	gray	2006-511	50 (25)

Push-in type jumper bar; insulated; I _N 41 A; light gray			
	1 to 3	2006-433	25
	1 to 4	2006-434	25
	1 to 5	2006-435	25

Test plug adapter; for 4 mm Ø test plug			
	gray	2009-174	100 (25)

Star point jumper; insulated; I _N = I _N terminal block; light gray			
	1-3-5	2006-405/011-000	25

Marking strip; plain; 11 mm wide; 50 m reel			
	white	2009-110	1

WMB marking card; white; 10 strips with 10 markers/card; 5 ... 5.2 mm stretchable			
	plain	793-5501	5