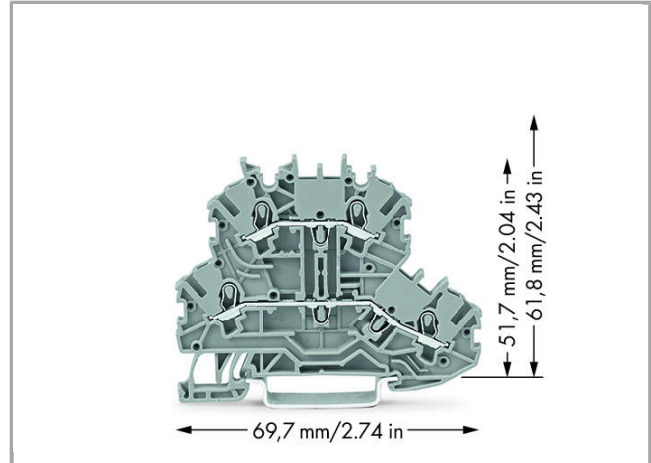



Data sheet | Item number: 2000-2201

Double-deck terminal block; Through/through terminal block; L/L; without marker carrier; for DIN-rail 35 x 15 and 35 x 7.5; 1 mm<sup>2</sup>; Push-in CAGE CLAMP®



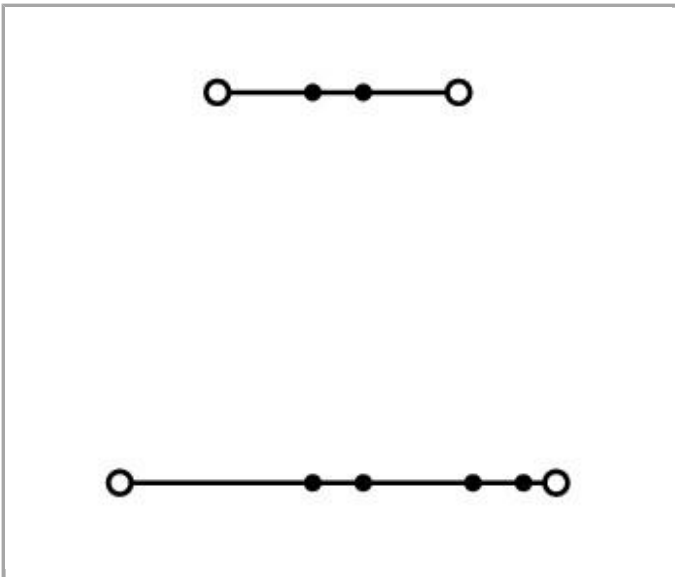
2000-2201



RoHS  Compliant

[BOMcheck.net](https://www.bomcheck.net)

Color: ■



Data  
Electrical data

### Ratings per IEC/EN 60664-1

Rated voltage (III / 3)	500 V
Rated impulse voltage (III / 3)	6 kV
Rated current	13.5 A
Rated current (2)	16 A

### Approvals per UL 1059

Rated voltage UL (Use Group B)	300 V
Rated current UL (Use Group B)	15 A
Rated voltage UL (Use Group C)	300 V
Rated current UL (Use Group C)	15 A

### Approvals per CSA

Rated voltage CSA (Use Group B)	600 V
Rated current CSA (Use Group B)	10 A
Rated voltage CSA (Use Group C)	600 V
Rated current CSA (Use Group C)	10 A

### Connection data

Connection technology	Push-in CAGE CLAMP®
Number of connection points (connection type)	2
Actuation type	Push-in Open Tool Slot
Connectable conductor materials	Copper
Nominal cross section	1 mm <sup>2</sup>
Solid conductor	0.14 ... 1.5 mm <sup>2</sup> / 24 ... 16 AWG
Solid conductor, push-in termination	0.5 ... 1.5 mm <sup>2</sup> / 20 ... 16 AWG
Fine-stranded conductor	0.14 ... 1.5 mm <sup>2</sup> / 24 ... 16 AWG
Strip length	9 ... 11 mm / 0.35 ... 0.43 inch
Number of connection points	2
Note (conductor cross-section)	Depending on the conductor characteristic, a conductor with a smaller cross section can also be inserted via push-in termination.
Total number of connection points	4
Total number of potentials	2
Number of levels	2
Type of wiring	Front-entry wiring

### Geometrical Data

Width	3.5 mm / 0.138 inch
Height from upper-edge of DIN-35 rail	51.7 mm / 2.035 inch

Depth	69.7 mm / 2.744 inch
-------	----------------------

### Mechanical data

Design	horizontal
Type of mounting	DIN-35 rail
Potential marking	L/L
Marking level	Center/side marking

### Material Data



Color	gray
Insulating material	Polyamide 66 (PA 66)
Fire load	0.152 MJ
Weight	7.33 g

### Commercial data


Country of origin	CN
GTIN	4050821891703
Customs Tariff No.	85369010000

### Approvals / Certificates

#### Ex-Approvals

Logo	Approval	Additional Approval Text	Certificate name
	AEx Underwriters Laboratories Inc.	UL 60079	E185892
	ATEX Physikalisch Technische Bundesanstalt	EN 60079	PTB 11 ATEX 1041 U (II 2 G Ex e IIC GB / I M 2 Ex e I Mb)

#### Country specific Approvals

Logo	Approval	Additional Approval Text	Certificate name
	CCA DEKRA Certification B.V.	EN 60947	NTR NL 7671
	CCA DEKRA Certification B.V.	EN 60947	71-102841



<b>CCA</b> DEKRA Certification B.V.	2192406.01
--	------------




<b>CCA</b> DEKRA Certification B.V.	NTR NL 7518
--	----------------







<b>CSA</b> DEKRA Certification B.V.	C22.2 No. 158	2130762
--	---------------	---------

















UL-Approvals




















Logo	Approval	Additional Approval Text	Certificate name
	<b>UL</b> UL International Germany GmbH	UL 1059	E45172 sec.55

















Compatible products

















Marking accessories

	<b>Item no.: 2009-110</b> Marking strips; on reel; not stretchable; plain; snap-on type	2009-110
	<b>Item no.: 2009-113</b> WMB-Inline; for Smart Printer; on reel; plain; snap-on type	2009-113
	<b>Item no.: 2009-113/000-002</b> WMB-Inline; for Smart Printer; on reel; plain; snap-on type	2009-113 /000-002
	<b>Item no.: 2009-113/000-005</b> WMB-Inline; for Smart Printer; on reel; plain; snap-on type	2009-113 /000-005



















	<b>Item no.: 2009-113/000-006</b> WMB-Inline; for Smart Printer; on reel; plain; snap-on type	2009-113 /000-006
	<b>Item no.: 2009-113/000-007</b> WMB-Inline; for Smart Printer; on reel; plain; snap-on type	2009-113 /000-007
	<b>Item no.: 2009-113/000-012</b> WMB-Inline; for Smart Printer; on reel; plain; snap-on type	2009-113 /000-012
	<b>Item no.: 2009-113/000-017</b> WMB-Inline; for Smart Printer; on reel; plain; snap-on type	2009-113 /000-017
	<b>Item no.: 2009-113/000-023</b> WMB-Inline; for Smart Printer; on reel; plain; snap-on type	2009-113 /000-023
	<b>Item no.: 2009-113/000-024</b> WMB-Inline; for Smart Printer; on reel; plain; snap-on type	2009-113 /000-024
	<b>Item no.: 793-3501</b> WMB marking card; as card; plain; snap-on type	793-3501
<b>ferrule</b>		
	<b>Item no.: 216-241</b> Ferrule; Sleeve for 0.5 mm <sup>2</sup> / 20 AWG; insulated; electro-tin plated; electrolytic copper; gastight crimped; acc. to DIN 46228, Part 4/09.90	216-241
	<b>Item no.: 216-242</b> Ferrule; Sleeve for 0.75 mm <sup>2</sup> / 18 AWG; insulated; electro-tin plated; electrolytic copper; gastight crimped; acc. to DIN 46228, Part 4/09.90	216-242
	<b>Item no.: 216-243</b> Ferrule; Sleeve for 1 mm <sup>2</sup> / AWG 18; insulated; electro-tin plated; electrolytic copper; gastight crimped; acc. to DIN 46228, Part 4/09.90	216-243
<b>Carrier rail</b>		
	<b>Item no.: 210-112</b> Steel carrier rail; 35 x 7.5 mm; 1 mm thick; 2 m long; slotted; according to EN 60715; "Hole width 25 mm	210-112
	<b>Item no.: 210-113</b> Steel carrier rail; 35 x 7.5 mm; 1 mm thick; 2 m long; unslotted; according to EN 60715	210-113
	<b>Item no.: 210-114</b> Steel carrier rail; 35 x 15 mm; 1.5 mm thick; 2 m long; unslotted; similar to EN 60715	210-114
	<b>Item no.: 210-115</b> Steel carrier rail; 35 x 7.5 mm; 1 mm thick; 2 m long; slotted; according to EN 60715; "Hole width 18 mm	210-115
	<b>Item no.: 210-118</b> Steel carrier rail; 35 x 15 mm; 2.3 mm thick; 2 m long; unslotted; according to EN 60715	210-118
	<b>Item no.: 210-196</b> Aluminum carrier rail; 35 x 8.2 mm; 1.6 mm thick; 2 m long; unslotted; similar to EN 60715	210-196

	<b>Item no.: 210-197</b> Steel carrier rail; 35 x 15 mm; 1.5 mm thick; 2 m long; slotted; similar to EN 60715	210-197
	<b>Item no.: 210-198</b> Copper carrier rail; 35 x 15 mm; 2.3 mm thick; 2 m long; unslotted; according to EN 60715	210-198
<b>check</b>		
	<b>Item no.: 2000-510</b> TOPJOB®S L-type test plug module; modular; for jumper contact slot	2000-510
	<b>Item no.: 2000-511</b> TOPJOB®S L-type test plug module; modular; for jumper contact slot; 1-pole	2000-511
	<b>Item no.: 2000-549</b> Spacer module; modular; e.g., for bridging commoned terminal blocks	2000-549
	<b>Item no.: 2000-552</b> Modular TOPJOB®S connector; modular; for jumper contact slot; 2-pole	2000-552
	<b>Item no.: 2000-553</b> Modular TOPJOB®S connector; modular; for jumper contact slot; 3-pole	2000-553
	<b>Item no.: 2000-554</b> Modular TOPJOB®S connector; modular; for jumper contact slot; 4-pole	2000-554
	<b>Item no.: 2000-555</b> Modular TOPJOB®S connector; modular; for jumper contact slot; 5-pole	2000-555
	<b>Item no.: 2000-556</b> Modular TOPJOB®S connector; modular; for jumper contact slot; 6-pole	2000-556
	<b>Item no.: 2000-557</b> Modular TOPJOB®S connector; modular; for jumper contact slot; 7-pole	2000-557
	<b>Item no.: 2000-558</b> Modular TOPJOB®S connector; modular; for jumper contact slot; 8-pole	2000-558
	<b>Item no.: 2000-559</b> Modular TOPJOB®S connector; modular; for jumper contact slot; 9-pole	2000-559
	<b>Item no.: 2000-560</b> Modular TOPJOB®S connector; modular; for jumper contact slot; 10-pole	2000-560
	<b>Item no.: 2009-174</b> Test plug adapter; for 4 mm Ø test plugs; for testing TOPJOB®S rail-mounted terminal blocks	2009-174
	<b>Item no.: 2009-182</b> Testing tap; for max. 2.5 mm <sup>2</sup> ; tool-free connection for individual test wires 0.08 - 2.5 mm	2009-182
	<b>Item no.: 210-136</b> Test plug; 2 mm Ø; with 500 mm cable	210-136
	<b>Item no.: 210-137</b> Test plug; 2.3 mm Ø; with 500 mm cable	210-137
<b>tools</b>		
	<b>Item no.: 210-647</b> Operating tool with partially insulated shaft; Blade (2.5 x 0.4) mm; short	210-647

	<b>Item no.: 210-648</b> Operating tool with partially insulated shaft; Blade (2.5 x 0.4) mm; short; angled	210-648
	<b>Item no.: 210-719</b> Operating tool with partially insulated shaft; Type 1, blade (2.5 x 0.4) mm	210-719
<b>Jumper</b>		
	<b>Item no.: 2000-402</b> Push-in type jumper bar; insulated; 2-way; Nominal current 14 A	2000-402
	<b>Item no.: 2000-402/000-005</b> Push-in type jumper bar; insulated; 2-way; Nominal current 14 A	2000-402 /000-005
	<b>Item no.: 2000-402/000-006</b> Push-in type jumper bar; insulated; 2-way; Nominal current 14 A	2000-402 /000-006
	<b>Item no.: 2000-402/000-018</b> Push-in type jumper bar; insulated; 2-way; Nominal current 14 A	2000-402 /000-018
	<b>Item no.: 2000-403</b> Push-in type jumper bar; insulated; 3-way; Nominal current 14 A	2000-403
	<b>Item no.: 2000-403/000-005</b> Push-in type jumper bar; insulated; 3-way; Nominal current 14 A	2000-403 /000-005
	<b>Item no.: 2000-403/000-006</b> Push-in type jumper bar; insulated; 3-way; Nominal current 14 A	2000-403 /000-006
	<b>Item no.: 2000-404</b> Push-in type jumper bar; insulated; 4-way; Nominal current 14 A	2000-404
	<b>Item no.: 2000-404/000-005</b> Push-in type jumper bar; insulated; 4-way; Nominal current 14 A	2000-404 /000-005
	<b>Item no.: 2000-404/000-006</b> Push-in type jumper bar; insulated; 4-way; Nominal current 14 A	2000-404 /000-006
	<b>Item no.: 2000-405</b> Push-in type jumper bar; insulated; 5-way; Nominal current 14 A	2000-405
	<b>Item no.: 2000-405/000-005</b> Push-in type jumper bar; insulated; 5-way; Nominal current 14 A	2000-405 /000-005
	<b>Item no.: 2000-405/000-006</b> Push-in type jumper bar; insulated; 5-way; Nominal current 14 A	2000-405 /000-006
	<b>Item no.: 2000-405/011-000</b> Star point jumper; insulated; 3-way (1-3-5); IN = IN terminal block	2000-405 /011-000

	<b>Item no.: 2000-406</b> Push-in type jumper bar; insulated; 6-way; Nominal current 14 A		2000-406
	<b>Item no.: 2000-406/000-005</b> Push-in type jumper bar; insulated; 6-way; Nominal current 14 A	/0000-0005	2000-406
	<b>Item no.: 2000-406/000-006</b> Push-in type jumper bar; insulated; 6-way; Nominal current 14 A	/0000-0006	2000-406
	<b>Item no.: 2000-406/020-000</b> Delta jumper; insulated; 1-2 3-4 5-6; IN = IN terminal block	/0200-0000	2000-406
	<b>Item no.: 2000-407</b> Push-in type jumper bar; insulated; 7-way; Nominal current 14 A		2000-407
	<b>Item no.: 2000-407/000-005</b> Push-in type jumper bar; insulated; 7-way; Nominal current 14 A	/0000-0005	2000-407
	<b>Item no.: 2000-407/000-006</b> Push-in type jumper bar; insulated; 7-way; Nominal current 14 A	/0000-0006	2000-407
	<b>Item no.: 2000-408</b> Push-in type jumper bar; insulated; 8-way; Nominal current 14 A		2000-408
	<b>Item no.: 2000-408/000-005</b> Push-in type jumper bar; insulated; 8-way; Nominal current 14 A	/0000-0005	2000-408
	<b>Item no.: 2000-408/000-006</b> Push-in type jumper bar; insulated; 8-way; Nominal current 14 A	/0000-0006	2000-408
	<b>Item no.: 2000-409</b> Push-in type jumper bar; insulated; 9-way; Nominal current 14 A		2000-409
	<b>Item no.: 2000-409/000-005</b> Push-in type jumper bar; insulated; 9-way; Nominal current 14 A	/0000-0005	2000-409
	<b>Item no.: 2000-409/000-006</b> Push-in type jumper bar; insulated; 9-way; Nominal current 14 A	/0000-0006	2000-409
	<b>Item no.: 2000-410</b> Push-in type jumper bar; insulated; 10-way; Nominal current 14 A		2000-410
	<b>Item no.: 2000-410/000-005</b> Push-in type jumper bar; insulated; 10-way; Nominal current 14 A	/0000-0005	2000-410
	<b>Item no.: 2000-410/000-006</b> Push-in type jumper bar; insulated; 10-way; Nominal current 14 A	/0000-0006	2000-410



	<b>Item no.: 2000-433</b> Push-in type jumper bar; insulated; from 1 to 3; Nominal current 14 A	2000-433
	<b>Item no.: 2000-433/000-005</b> Push-in type jumper bar; insulated; from 1 to 3; Nominal current 14 A	2000-433 /000-005
	<b>Item no.: 2000-433/000-006</b> Push-in type jumper bar; insulated; from 1 to 3; Nominal current 14 A	2000-433 /000-006
	<b>Item no.: 2000-434</b> Push-in type jumper bar; insulated; from 1 to 4; Nominal current 14 A	2000-434
	<b>Item no.: 2000-435</b> Push-in type jumper bar; insulated; from 1 to 5; Nominal current 14 A	2000-435
	<b>Item no.: 2000-436</b> Push-in type jumper bar; insulated; from 1 to 6; Nominal current 14 A	2000-436
	<b>Item no.: 2000-437</b> Push-in type jumper bar; insulated; from 1 to 7; Nominal current 14 A	2000-437
	<b>Item no.: 2000-438</b> Push-in type jumper bar; insulated; from 1 to 8; Nominal current 14 A	2000-438
	<b>Item no.: 2000-439</b> Push-in type jumper bar; insulated; from 1 to 9; Nominal current 14 A	2000-439
	<b>Item no.: 2000-440</b> Push-in type jumper bar; insulated; from 1 to 10; Nominal current 14 A	2000-440
	<b>Item no.: 2000-492</b> Double-deck vertical jumper; insulated	2000-492
	<b>Item no.: 2009-402</b> Push-in type wire jumper; insulated; wire length 60 mm; Conductor cross section 0.75 mm²; suitable for 2000 and 2020 Series rail-mounted terminal blocks	2009-402
	<b>Item no.: 2009-404</b> Push-in type wire jumper; insulated; wire length 110 mm; Conductor cross section 0.75 mm²; suitable for 2000 and 2020 Series rail-mounted terminal blocks	2009-404
	<b>Item no.: 2009-406</b> Push-in type wire jumper; insulated; wire length 250 mm; Conductor cross section 0.75 mm²; suitable for 2000 and 2020 Series rail-mounted terminal blocks	2009-406
	<b>Item no.: 210-103</b> Wire commoning chain; insulated; 50 connections	210-103
	<b>Item no.: 210-123</b> Wire commoning chain; insulated; 50 connections	210-123
<b>Protective Warning Marker</b>		
	<b>Item no.: 2000-115</b> Protective warning marker; with high-voltage symbol, black; for 5 terminal blocks	2000-115
<b>End plate</b>		
	<b>Item no.: 2000-2291</b> End and intermediate plate; 0.7 mm thick	2000- 2291



Item no.: 2000-2292  
End and intermediate plate; 0.7 mm thick

2292

2000-

General accessories



Item no.: 2000-121  
Adaptor

2000-121

Downloads

Documentation

Bid Text

2000-2201

docx  
15.0 kB

Download

Additional Information

pdf  
2.1 MB

Download

CAD/CAE - Smart Data

CAD data

3D Download 2000-2201

URL

Download

Subject to changes.