



Data sheet | Item number: 2000-5310/1101-951

3-conductor actuator supply terminal block; LED (yellow); for NPN-(low-side) switching actuators; with ground connection via push-in type jumper bars; 1 mm²; Push-in CAGE CLAMP®



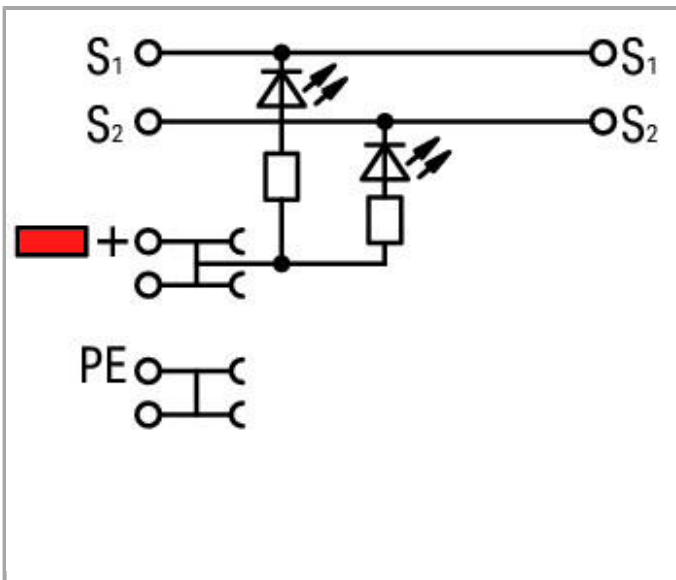
2000-5310/1101-951



RoHS Compliant

[BOMcheck.net](https://www.bomcheck.net)

Color: ■



Item description

3.5 mm spacing per signal (2 x 3.5 mm = 7 mm)

The double spacing per pole of this terminal block series maximizes connectivity. For example, ten sensors may be connected using only five sensor terminal blocks plus a power supply terminal block.

Safety information 1:

Ground connection via commoning to terminal blocks with ground foot

Data

Electrical data

| | |
|------------------|------|
| Voltage type (1) | DC |
| Nominal voltage | 24 V |

Ratings per IEC/EN 60664-1

| | |
|---------------|--------|
| Rated current | 13.5 A |
|---------------|--------|

Approvals per UL 1059

| | |
|--------------------------------|------|
| Rated voltage UL (Use Group C) | 24 V |
| Rated current UL (Use Group C) | 15 A |

Approvals per CSA

| | |
|---------------------------------|------|
| Rated voltage CSA (Use Group C) | 24 V |
| Rated current CSA (Use Group C) | 10 A |

Connection data

| | |
|--------------------------------------|---|
| Connection technology | Push-in CAGE CLAMP® |
| Actuation type | Push-in Open Tool Slot |
| Connectable conductor materials | Copper |
| Nominal cross section | 1 mm ² |
| Solid conductor | 0.14 ... 1.5 mm ² / 24 ... 16 AWG |
| Solid conductor, push-in termination | 0.5 ... 1.5 mm ² / 20 ... 16 AWG |
| Fine-stranded conductor | 0.14 ... 1.5 mm ² / 24 ... 16 AWG |
| Strip length | 9 ... 11 mm / 0.35 ... 0.43 inch |
| Note (conductor cross-section) | Depending on the conductor characteristic, a conductor with a smaller cross section can also be inserted via push-in termination. |
| Total number of connection points | 8 |
| Total number of potentials | 4 |
| Number of levels | 1 |
| Type of wiring | Front-entry wiring |

Geometrical Data

| | |
|-------|-------------------|
| Width | 7 mm / 0.276 inch |
|-------|-------------------|

| | |
|---------------------------------------|----------------------|
| Height from upper-edge of DIN-35 rail | 52.4 mm / 2.063 inch |
| Depth | 81.1 mm / 3.193 inch |

Mechanical data

| | |
|------------------|---------------------|
| Design | horizontal |
| Type of mounting | DIN-35 rail |
| Marking level | Center/side marking |

Material Data




| | |
|---------------------|----------------------|
| Color | gray |
| Insulating material | Polyamide 66 (PA 66) |
| Fire load | 0 MJ |
| Weight | 16.792 g |

Commercial data


| | |
|--------------------|---------------|
| Country of origin | DE |
| GTIN | 4055143452922 |
| Customs Tariff No. | 85369010000 |

Approvals / Certificates

Country specific Approvals


















| Logo | Approval | Additional Approval Text | Certificate name |
|--|---------------------------------|--------------------------|------------------|
|  | CCA DEKRA Certification B.V. | EN 60947 | 71- 102841 |
|  | CCA DEKRA Certification B.V. | EN 60947 | NTR NL 7671 |
|  | CSA DEKRA Certification B.V. | C22.2 No. 158 | 2130762 |


















UL-Approvals

















| Logo | Approval | Additional Approval Text | Certificate name |
|--|-------------------------------------|--------------------------|------------------|
|  | UL UL International Germany GmbH | UL 1059 | E45172 sec.55 |


















Compatible products










| ferrule | | |
|--|--|-----------|
|  | Item no.: 216-241 Ferrule; Sleeve for 0.5 mm ² / 20 AWG; insulated; electro-tin plated; electrolytic copper; gastight crimped; acc. to DIN 46228, Part 4/09.90 | 216-241 |
|  | Item no.: 216-242 Ferrule; Sleeve for 0.75 mm ² / 18 AWG; insulated; electro-tin plated; electrolytic copper; gastight crimped; acc. to DIN 46228, Part 4/09.90 | 216-242 |
|  | Item no.: 216-243 Ferrule; Sleeve for 1 mm ² / AWG 18; insulated; electro-tin plated; electrolytic copper; gastight crimped; acc. to DIN 46228, Part 4/09.90 | 216-243 |
| Carrier rail | | |
|  | Item no.: 210-112 Steel carrier rail; 35 x 7.5 mm; 1 mm thick; 2 m long; slotted; according to EN 60715; "Hole width 25 mm | 210-112 |
|  | Item no.: 210-113 Steel carrier rail; 35 x 7.5 mm; 1 mm thick; 2 m long; unslotted; according to EN 60715 | 210-113 |
|  | Item no.: 210-114 Steel carrier rail; 35 x 15 mm; 1.5 mm thick; 2 m long; unslotted; similar to EN 60715 | 210-114 |
|  | Item no.: 210-115 Steel carrier rail; 35 x 7.5 mm; 1 mm thick; 2 m long; slotted; according to EN 60715; "Hole width 18 mm | 210-115 |
|  | Item no.: 210-118 Steel carrier rail; 35 x 15 mm; 2.3 mm thick; 2 m long; unslotted; according to EN 60715 | 210-118 |
|  | Item no.: 210-196 Aluminum carrier rail; 35 x 8.2 mm; 1.6 mm thick; 2 m long; unslotted; similar to EN 60715 | 210-196 |
|  | Item no.: 210-197 Steel carrier rail; 35 x 15 mm; 1.5 mm thick; 2 m long; slotted; similar to EN 60715 | 210-197 |
|  | Item no.: 210-198 Copper carrier rail; 35 x 15 mm; 2.3 mm thick; 2 m long; unslotted; according to EN 60715 | 210-198 |
| End plate | | |
|  | Item no.: 2000-5391 End and intermediate plate; 1 mm thick; for 3-conductor terminal blocks | 2000-5391 |
| Marking accessories | | |

| | | |
|--|---|----------------------|
|  | Item no.: 2009-110 Marking strips; on reel; not stretchable; plain; snap-on type | 2009-110 |
|  | Item no.: 2009-113 WMB-Inline; for Smart Printer; on reel; plain; snap-on type | 2009-113 |
|  | Item no.: 2009-113/000-002 WMB-Inline; for Smart Printer; on reel; plain; snap-on type | 2009-113 /000-002 |
|  | Item no.: 2009-113/000-005 WMB-Inline; for Smart Printer; on reel; plain; snap-on type | 2009-113 /000-005 |
|  | Item no.: 2009-113/000-006 WMB-Inline; for Smart Printer; on reel; plain; snap-on type | 2009-113 /000-006 |
|  | Item no.: 2009-113/000-007 WMB-Inline; for Smart Printer; on reel; plain; snap-on type | 2009-113 /000-007 |
|  | Item no.: 2009-113/000-012 WMB-Inline; for Smart Printer; on reel; plain; snap-on type | 2009-113 /000-012 |
|  | Item no.: 2009-113/000-017 WMB-Inline; for Smart Printer; on reel; plain; snap-on type | 2009-113 /000-017 |
|  | Item no.: 2009-113/000-023 WMB-Inline; for Smart Printer; on reel; plain; snap-on type | 2009-113 /000-023 |
|  | Item no.: 2009-113/000-024 WMB-Inline; for Smart Printer; on reel; plain; snap-on type | 2009-113 /000-024 |
|  | Item no.: 2009-191 Group marker carrier | 2009-191 |
|  | Item no.: 793-3501 WMB marking card; as card; plain; snap-on type | 793-3501 |
| check | | |
|  | Item no.: 2000-510 TOPJOB®S L-type test plug module; modular; for jumper contact slot | 2000-510 |
|  | Item no.: 2000-552 Modular TOPJOB®S connector; modular; for jumper contact slot; 2-pole | 2000-552 |
|  | Item no.: 2000-553 Modular TOPJOB®S connector; modular; for jumper contact slot; 3-pole | 2000-553 |
|  | Item no.: 2000-554 Modular TOPJOB®S connector; modular; for jumper contact slot; 4-pole | 2000-554 |
|  | Item no.: 2000-555 Modular TOPJOB®S connector; modular; for jumper contact slot; 5-pole | 2000-555 |

| | | |
|--|---|----------------------|
|  | Item no.: 2000-556 Modular TOPJOB®S connector; modular; for jumper contact slot; 6-pole | 2000-556 |
|  | Item no.: 2000-557 Modular TOPJOB®S connector; modular; for jumper contact slot; 7-pole | 2000-557 |
|  | Item no.: 2000-558 Modular TOPJOB®S connector; modular; for jumper contact slot; 8-pole | 2000-558 |
|  | Item no.: 2000-559 Modular TOPJOB®S connector; modular; for jumper contact slot; 9-pole | 2000-559 |
|  | Item no.: 2000-560 Modular TOPJOB®S connector; modular; for jumper contact slot; 10-pole | 2000-560 |
|  | Item no.: 2009-174 Test plug adapter; for 4 mm Ø test plugs; for testing TOPJOB®S rail-mounted terminal blocks | 2009-174 |
|  | Item no.: 2009-182 Testing tap; for max. 2.5 mm ² ; tool-free connection for individual test wires 0.08 - 2.5 mm | 2009-182 |
|  | Item no.: 210-136 Test plug; 2 mm Ø; with 500 mm cable | 210-136 |
|  | Item no.: 210-137 Test plug; 2.3 mm Ø; with 500 mm cable | 210-137 |
| Jumper | | |
|  | Item no.: 2000-402 Push-in type jumper bar; insulated; 2-way; Nominal current 14 A | 2000-402 |
|  | Item no.: 2000-402/000-005 Push-in type jumper bar; insulated; 2-way; Nominal current 14 A | 2000-402 /000-005 |
|  | Item no.: 2000-402/000-006 Push-in type jumper bar; insulated; 2-way; Nominal current 14 A | 2000-402 /000-006 |
|  | Item no.: 2000-402/000-018 Push-in type jumper bar; insulated; 2-way; Nominal current 14 A | 2000-402 /000-018 |
|  | Item no.: 2000-403 Push-in type jumper bar; insulated; 3-way; Nominal current 14 A | 2000-403 |
|  | Item no.: 2000-403/000-005 Push-in type jumper bar; insulated; 3-way; Nominal current 14 A | 2000-403 /000-005 |
|  | Item no.: 2000-403/000-006 Push-in type jumper bar; insulated; 3-way; Nominal current 14 A | 2000-403 /000-006 |
|  | Item no.: 2000-404 Push-in type jumper bar; insulated; 4-way; Nominal current 14 A | 2000-404 |

| | | |
|--|--|----------|
|  | Item no.: 2000-404/000-005 Push-in type jumper bar; insulated; 4-way; Nominal current 14 A | 2000-404 |
|  | Item no.: 2000-404/000-006 Push-in type jumper bar; insulated; 4-way; Nominal current 14 A | 2000-404 |
|  | Item no.: 2000-405 Push-in type jumper bar; insulated; 5-way; Nominal current 14 A | 2000-405 |
|  | Item no.: 2000-405/000-005 Push-in type jumper bar; insulated; 5-way; Nominal current 14 A | 2000-405 |
|  | Item no.: 2000-405/000-006 Push-in type jumper bar; insulated; 5-way; Nominal current 14 A | 2000-405 |
|  | Item no.: 2000-405/011-000 Star point jumper; insulated; 3-way (1-3-5); IN = IN terminal block | 2000-405 |
|  | Item no.: 2000-406 Push-in type jumper bar; insulated; 6-way; Nominal current 14 A | 2000-406 |
|  | Item no.: 2000-406/000-005 Push-in type jumper bar; insulated; 6-way; Nominal current 14 A | 2000-406 |
|  | Item no.: 2000-406/000-006 Push-in type jumper bar; insulated; 6-way; Nominal current 14 A | 2000-406 |
|  | Item no.: 2000-406/020-000 Delta jumper; insulated; 1-2 3-4 5-6; IN = IN terminal block | 2000-406 |
|  | Item no.: 2000-407 Push-in type jumper bar; insulated; 7-way; Nominal current 14 A | 2000-407 |
|  | Item no.: 2000-407/000-005 Push-in type jumper bar; insulated; 7-way; Nominal current 14 A | 2000-407 |
|  | Item no.: 2000-407/000-006 Push-in type jumper bar; insulated; 7-way; Nominal current 14 A | 2000-407 |
|  | Item no.: 2000-408 Push-in type jumper bar; insulated; 8-way; Nominal current 14 A | 2000-408 |
|  | Item no.: 2000-408/000-005 Push-in type jumper bar; insulated; 8-way; Nominal current 14 A | 2000-408 |
|  | Item no.: 2000-408/000-006 Push-in type jumper bar; insulated; 8-way; Nominal current 14 A | 2000-408 |

| | | |
|--|--|----------------------|
|  | Item no.: 2000-409 Push-in type jumper bar; insulated; 9-way; Nominal current 14 A | 2000-409 |
|  | Item no.: 2000-409/000-005 Push-in type jumper bar; insulated; 9-way; Nominal current 14 A | 2000-409 /000-005 |
|  | Item no.: 2000-409/000-006 Push-in type jumper bar; insulated; 9-way; Nominal current 14 A | 2000-409 /000-006 |
|  | Item no.: 2000-410 Push-in type jumper bar; insulated; 10-way; Nominal current 14 A | 2000-410 |
|  | Item no.: 2000-410/000-005 Push-in type jumper bar; insulated; 10-way; Nominal current 14 A | 2000-410 /000-005 |
|  | Item no.: 2000-410/000-006 Push-in type jumper bar; insulated; 10-way; Nominal current 14 A | 2000-410 /000-006 |
|  | Item no.: 2000-433 Push-in type jumper bar; insulated; from 1 to 3; Nominal current 14 A | 2000-433 |
|  | Item no.: 2000-433/000-005 Push-in type jumper bar; insulated; from 1 to 3; Nominal current 14 A | 2000-433 /000-005 |
|  | Item no.: 2000-433/000-006 Push-in type jumper bar; insulated; from 1 to 3; Nominal current 14 A | 2000-433 /000-006 |
|  | Item no.: 2000-434 Push-in type jumper bar; insulated; from 1 to 4; Nominal current 14 A | 2000-434 |
|  | Item no.: 2000-435 Push-in type jumper bar; insulated; from 1 to 5; Nominal current 14 A | 2000-435 |
|  | Item no.: 2000-436 Push-in type jumper bar; insulated; from 1 to 6; Nominal current 14 A | 2000-436 |
|  | Item no.: 2000-437 Push-in type jumper bar; insulated; from 1 to 7; Nominal current 14 A | 2000-437 |
|  | Item no.: 2000-438 Push-in type jumper bar; insulated; from 1 to 8; Nominal current 14 A | 2000-438 |
|  | Item no.: 2000-439 Push-in type jumper bar; insulated; from 1 to 9; Nominal current 14 A | 2000-439 |
|  | Item no.: 2000-440 Push-in type jumper bar; insulated; from 1 to 10; Nominal current 14 A | 2000-440 |
|  | Item no.: 2009-402 Push-in type wire jumper; insulated; wire length 60 mm; Conductor cross section 0.75 mm ² ; suitable for 2000 and 2020 Series rail-mounted terminal blocks | 2009-402 |
| | Item no.: 2009-404 | |

| | | |
|--|---|----------|
|  | Push-in type wire jumper; insulated; wire length 110 mm; Conductor cross section 0.75 mm ² ; suitable for 2000 and 2020 Series rail-mounted terminal blocks | 2009-404 |
|  | Item no.: 2009-406 Push-in type wire jumper; insulated; wire length 250 mm; Conductor cross section 0.75 mm ² ; suitable for 2000 and 2020 Series rail-mounted terminal blocks | 2009-406 |
|  | Item no.: 210-103 Wire commoning chain; insulated; 50 connections | 210-103 |
|  | Item no.: 210-123 Wire commoning chain; insulated; 50 connections | 210-123 |
| General accessories | | |
|  | Item no.: 2000-121 Adaptor | 2000-121 |
| Protective Warning Marker | | |
|  | Item no.: 2000-115 Protective warning marker; with high-voltage symbol, black; for 5 terminal blocks | 2000-115 |
| tools | | |
|  | Item no.: 210-647 Operating tool with partially insulated shaft; Blade (2.5 x 0.4) mm; short | 210-647 |
|  | Item no.: 210-648 Operating tool with partially insulated shaft; Blade (2.5 x 0.4) mm; short; angled | 210-648 |
|  | Item no.: 210-719 Operating tool with partially insulated shaft; Type 1, blade (2.5 x 0.4) mm | 210-719 |

Downloads**Documentation****Bid Text**

| | | |
|--------------------|-----------------|----------|
| 2000-5310/1101-951 | docx 15.6 kB | Download |
|--------------------|-----------------|----------|

Additional Information

| | | |
|--|---------------|----------|
| | pdf 2.1 MB | Download |
|--|---------------|----------|

CAD/CAE - Smart Data**CAD data**

| | | |
|--------------------------------|-----|----------|
| 3D Download 2000-5310/1101-951 | URL | Download |
|--------------------------------|-----|----------|



Subject to changes.
