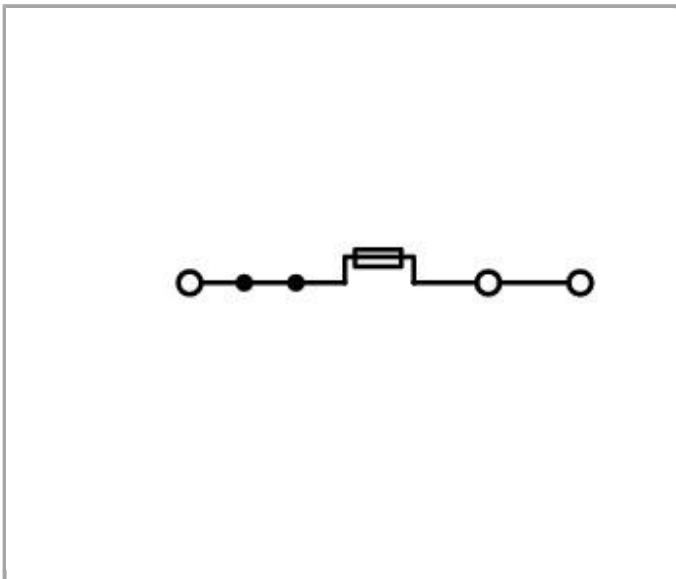
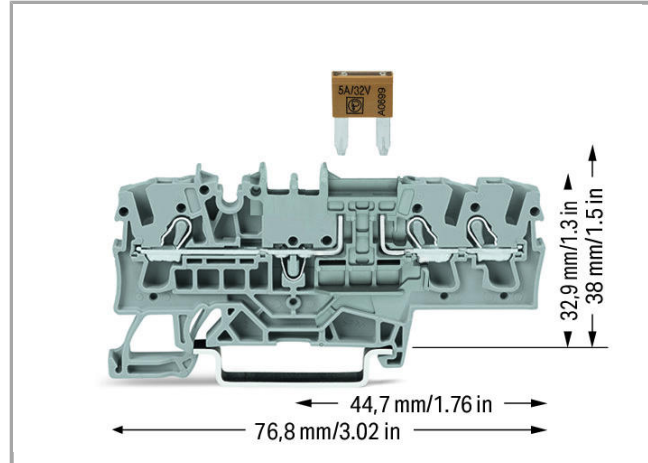



Data sheet | Item number: 2002-1781

3-conductor fuse terminal block; for mini-automotive blade-style fuses; per DIN 7258-3f, ISO 8820-3; with test option; without blown fuse indication; 2.5 mm²; Push-in CAGE CLAMP®



2002-1781



Item description

Safety information 1:

Electrical ratings are given by the fuse.

Safety information 2:

Blade-style fuses, please note touchproof protection for 42V and higher.

Data

Electrical data

Ratings per IEC/EN 60664-1

| | |
|---------------------------------|-------|
| Rated voltage (III / 3) | 400 V |
| Rated impulse voltage (III / 3) | 6 kV |
| Rated current | 10 A |

Approvals per UL 1059

| | |
|--------------------------------|-------|
| Rated voltage UL (Use Group B) | 300 V |
| Rated current UL (Use Group B) | 10 A |
| Rated voltage UL (Use Group C) | 300 V |
| Rated current UL (Use Group C) | 10 A |
| Rated voltage UL (Use Group D) | 300 V |
| Rated current UL (Use Group D) | 10 A |

Approvals per CSA

| | |
|---------------------------------|-------|
| Rated voltage CSA (Use Group B) | 600 V |
| Rated current CSA (Use Group B) | 10 A |
| Rated voltage CSA (Use Group C) | 600 V |
| Rated current CSA (Use Group C) | 10 A |

Connection data

| | |
|--------------------------------------|---|
| Connection technology | Push-in CAGE CLAMP® |
| Actuation type | Push-in Open Tool Slot |
| Connectable conductor materials | Copper |
| Nominal cross section | 2.5 mm ² |
| Solid conductor | 0.25 ... 4 mm ² / 22 ... 12 AWG |
| Solid conductor, push-in termination | 0.75 ... 4 mm ² / 18 ... 12 AWG |
| Fine-stranded conductor | 0.25 ... 4 mm ² / 22 ... 12 AWG |
| Strip length | 10 ... 12 mm / 0.39 ... 0.47 inch |
| Note (conductor cross-section) | Depending on the conductor characteristic, a conductor with a smaller cross section can also be inserted via push-in termination. |
| Total number of connection points | 3 |
| Total number of potentials | 2 |
| Number of levels | 1 |
| Type of wiring | Front-entry wiring |

Geometrical Data

| | |
|---------------------------------------|----------------------|
| Width | 5.2 mm / 0.205 inch |
| Height from upper-edge of DIN-35 rail | 32.9 mm / 1.295 inch |
| Depth | 76.8 mm / 3.024 inch |

Mechanical data

| | |
|------------------|---------------------|
| Design | horizontal |
| Type of mounting | DIN-35 rail |
| Marking level | Center/side marking |

Material Data



| | |
|---------------------|----------------------|
| Color | gray |
| Insulating material | Polyamide 66 (PA 66) |
| Fire load | 0.172 MJ |
| Weight | 8.169 g |

Commercial data


| | |
|--------------------|---------------|
| Product Group | 22 (TOPJOB S) |
| Country of origin | CN |
| GTIN | 4050821707592 |
| Customs Tariff No. | 85369095990 |

Approvals / Certificates

Country specific Approvals

| Logo | Approval | Additional Approval Text | Certificate name |
|--|---------------------------------------|--------------------------|------------------|
|  | CSA DEKRA Certification B.V. | C22.2 | 1536069 |
|  | KEMA/KEUR DEKRA Certification B.V. | EN 60947 | 71- 107687 |

Ship Approvals

| Logo | Approval | Additional Approval Text | Certificate name |
|--|------------------------------------|--------------------------|--------------------------|
|  | ABS American Bureau of Shipping | EN 60947 | 14- HG1293677- PDA |






DNV GL
Det Norske Veritas, Germanischer Lloyd

-







TAE00001V2



















UL-Approvals

















| Logo | Approval | Additional Approval Text | Certificate name |
|--|--------------------------------------|--------------------------|------------------|
|  | UR DEKRA Certification B.V. | EN 60947 | NTR NL 7730 |
|  | UR Underwriters Laboratories Inc. | UL 1059 | E45172 |
|  | UR Underwriters Laboratories Inc. | UL 1059 | E45172 |


















Compatible products














Protective Warning Marker

| | | |
|--|--|----------|
|  | Item no.: 2002-115 Protective warning marker; with high-voltage symbol, black; for 5 terminal blocks | 2002-115 |
| check | | |
|  | Item no.: 2002-511 Modular TOPJOB®S connector; modular; for jumper contact slot; 1-pole | 2002-511 |
|  | Item no.: 2002-549 Spacer module; modular; e.g., for bridging commoned terminal blocks | 2002-549 |
|  | Item no.: 2002-552 Modular TOPJOB®S connector; modular; for jumper contact slot; 2-pole | 2002-552 |
|  | Item no.: 2002-553 Modular TOPJOB®S connector; modular; for jumper contact slot; 3-pole | 2002-553 |
|  | Item no.: 2002-554 Modular TOPJOB®S connector; modular; for jumper contact slot; 4-pole | 2002-554 |

| | | |
|--|--|----------------------|
|  | Item no.: 2002-555 Modular TOPJOB®S connector; modular; for jumper contact slot; 5-pole | 2002-555 |
|  | Item no.: 2002-556 Modular TOPJOB®S connector; modular; for jumper contact slot; 6-pole | 2002-556 |
|  | Item no.: 2002-557 Modular TOPJOB®S connector; modular; for jumper contact slot; 7-pole | 2002-557 |
|  | Item no.: 2002-558 Modular TOPJOB®S connector; modular; for jumper contact slot; 8-pole | 2002-558 |
|  | Item no.: 2002-559 Modular TOPJOB®S connector; modular; for jumper contact slot; 9-pole | 2002-559 |
|  | Item no.: 2002-560 Modular TOPJOB®S connector; modular; for jumper contact slot; 10-pole | 2002-560 |
|  | Item no.: 2002-611 TOPJOB®S L-type test plug module; modular; 1-pole | 2002-611 |
|  | Item no.: 2002-649 TOPJOB®S L-type spacer module; modular; e.g., for bridging commoned terminal blocks | 2002-649 |
|  | Item no.: 2009-174 Test plug adapter; for 4 mm Ø test plugs; for testing TOPJOB®S rail-mounted terminal blocks | 2009-174 |
|  | Item no.: 2009-182 Testing tap; for max. 2.5 mm²; tool-free connection for individual test wires 0.08 - 2.5 mm | 2009-182 |
|  | Item no.: 210-136 Test plug; 2 mm Ø; with 500 mm cable | 210-136 |
| General accessories | | |
|  | Item no.: 2002-121 Adaptor | 2002-121 |
| Insulation stop | | |
|  | Item no.: 2002-171 Insulation stop; 0.25 - 0.5 mm²; 5 pieces/strip | 2002-171 |
|  | Item no.: 2002-172 Insulation stop; 0.75 - 1 mm²; 5 pieces/strip | 2002-172 |
| Jumper | | |
|  | Item no.: 2002-400 Adjacent jumper for continuous commoning; insulated; 2-way; Nominal current 25 A | 2002-400 |
|  | Item no.: 2002-402 Push-in type jumper bar; insulated; 2-way; Nominal current 25 A | 2002-402 |
|  | Item no.: 2002-402/000-005 Push-in type jumper bar; insulated; 2-way; Nominal current 25 A | 2002-402 /UUU-UU5 |
|  | Item no.: 2002-402/000-006 Push-in type jumper bar; insulated; 2-way; Nominal current 25 A | 2002-402 /UUU-UU6 |

| | | | |
|--|--|----------|----------|
|  | Item no.: 2002-403 Push-in type jumper bar; insulated; 3-way; Nominal current 25 A | | 2002-403 |
|  | Item no.: 2002-403/000-005 Push-in type jumper bar; insulated; 3-way; Nominal current 25 A | /UUU-UU5 | 2002-403 |
|  | Item no.: 2002-403/000-006 Push-in type jumper bar; insulated; 3-way; Nominal current 25 A | /UUU-UU6 | 2002-403 |
|  | Item no.: 2002-404 Push-in type jumper bar; insulated; 4-way; Nominal current 25 A | | 2002-404 |
|  | Item no.: 2002-404/000-005 Push-in type jumper bar; insulated; 4-way; Nominal current 25 A | /UUU-UU5 | 2002-404 |
|  | Item no.: 2002-404/000-006 Push-in type jumper bar; insulated; 4-way; Nominal current 25 A | /UUU-UU6 | 2002-404 |
|  | Item no.: 2002-405 Push-in type jumper bar; insulated; 5-way; Nominal current 25 A | | 2002-405 |
|  | Item no.: 2002-405/000-005 Push-in type jumper bar; insulated; 5-way; Nominal current 25 A | /UUU-UU5 | 2002-405 |
|  | Item no.: 2002-405/000-006 Push-in type jumper bar; insulated; 5-way; Nominal current 25 A | /UUU-UU6 | 2002-405 |
|  | Item no.: 2002-405/011-000 Star point jumper; insulated; 3-way (1-3-5); IN = IN terminal block | /U11-UUU | 2002-405 |
|  | Item no.: 2002-406 Push-in type jumper bar; insulated; 6-way; Nominal current 25 A | | 2002-406 |
|  | Item no.: 2002-406/000-005 Push-in type jumper bar; insulated; 6-way; Nominal current 25 A | /UUU-UU5 | 2002-406 |
|  | Item no.: 2002-406/000-006 Push-in type jumper bar; insulated; 6-way; Nominal current 25 A | /UUU-UU6 | 2002-406 |
|  | Item no.: 2002-406/020-000 Delta jumper; insulated; 1-2 3-4 5-6; IN = IN terminal block | /U2U-UUU | 2002-406 |
|  | Item no.: 2002-407 Push-in type jumper bar; insulated; 7-way; Nominal current 25 A | | 2002-407 |
|  | Item no.: 2002-407/000-005 Push-in type jumper bar; insulated; 7-way; Nominal current 25 A | /UUU-UU5 | 2002-407 |

| | | |
|--|---|----------|
|  | Item no.: 2002-407/000-006 Push-in type jumper bar; insulated; 7-way; Nominal current 25 A | 2002-407 |
| | | /UUU-UU6 |
|  | Item no.: 2002-408 Push-in type jumper bar; insulated; 8-way; Nominal current 25 A | 2002-408 |
|  | Item no.: 2002-408/000-005 Push-in type jumper bar; insulated; 8-way; Nominal current 25 A | 2002-408 |
| | | /UUU-UU5 |
|  | Item no.: 2002-408/000-006 Push-in type jumper bar; insulated; 8-way; Nominal current 25 A | 2002-408 |
| | | /UUU-UU6 |
|  | Item no.: 2002-409 Push-in type jumper bar; insulated; 9-way; Nominal current 25 A | 2002-409 |
|  | Item no.: 2002-409/000-005 Push-in type jumper bar; insulated; 9-way; Nominal current 25 A | 2002-409 |
| | | /UUU-UU5 |
|  | Item no.: 2002-409/000-006 Push-in type jumper bar; insulated; 9-way; Nominal current 25 A | 2002-409 |
| | | /UUU-UU6 |
|  | Item no.: 2002-410 Push-in type jumper bar; insulated; 10-way; Nominal current 25 A | 2002-410 |
|  | Item no.: 2002-410/000-005 Push-in type jumper bar; insulated; 10-way; Nominal current 25 A | 2002-410 |
| | | /UUU-UU5 |
|  | Item no.: 2002-410/000-006 Push-in type jumper bar; insulated; 10-way; Nominal current 25 A | 2002-410 |
| | | /UUU-UU6 |
|  | Item no.: 2002-423 Adjacent jumper for continuous commoning; insulated; from 1 to 3; Nominal current 25 A | 2002-423 |
|  | Item no.: 2002-423/000-005 Adjacent jumper for continuous commoning; insulated; from 1 to 3; Nominal current 25 A | 2002-423 |
| | | /UUU-UU5 |
|  | Item no.: 2002-423/000-006 Adjacent jumper for continuous commoning; insulated; from 1 to 3; Nominal current 25 A | 2002-423 |
| | | /UUU-UU6 |
|  | Item no.: 2002-433 Push-in type jumper bar; insulated; from 1 to 3; Nominal current 25 A | 2002-433 |
|  | Item no.: 2002-434 Push-in type jumper bar; insulated; from 1 to 4; Nominal current 25 A | 2002-434 |
|  | Item no.: 2002-435 Push-in type jumper bar; insulated; from 1 to 5; Nominal current 25 A | 2002-435 |
|  | Item no.: 2002-436 Push-in type jumper bar; insulated; from 1 to 6; Nominal current 25 A | 2002-436 |

| | | |
|--|---|----------------------|
|  | Item no.: 2002-437 Push-in type jumper bar; insulated; from 1 to 7; Nominal current 25 A | 2002-437 |
|  | Item no.: 2002-438 Push-in type jumper bar; insulated; from 1 to 8; Nominal current 25 A | 2002-438 |
|  | Item no.: 2002-439 Push-in type jumper bar; insulated; from 1 to 9; Nominal current 25 A | 2002-439 |
|  | Item no.: 2002-440 Push-in type jumper bar; insulated; from 1 to 10; Nominal current 25 A | 2002-440 |
|  | Item no.: 2002-472 Staggered jumper; insulated; 2-way; Nominal current 25 A; suitable for 2002 and 2003 Series rail-mounted terminal blocks | 2002-472 |
|  | Item no.: 2002-473 Staggered jumper; insulated; 3-way; Nominal current 25 A; suitable for 2002 and 2003 Series rail-mounted terminal blocks | 2002-473 |
| | Item no.: 2002-473/011-000 Ready-made staggered jumper; insulated; 2-way (1-3); Nominal current 25 A; with contact lugs broken off at the factory and circuit marking | 2002-473 /011-000 |
|  | Item no.: 2002-474 Staggered jumper; insulated; 4-way; Nominal current 25 A; suitable for 2002 and 2003 Series rail-mounted terminal blocks | 2002-474 |
|  | Item no.: 2002-475 Staggered jumper; insulated; 5-way; Nominal current 25 A; suitable for 2002 and 2003 Series rail-mounted terminal blocks | 2002-475 |
| | Item no.: 2002-475/011-000 Ready-made staggered jumper; insulated; 3-way (1-3-5); Nominal current 25 A; with contact lugs broken off at the factory and circuit marking | 2002-475 /011-000 |
|  | Item no.: 2002-476 Staggered jumper; insulated; 6-way; Nominal current 25 A; suitable for 2002 and 2003 Series rail-mounted terminal blocks | 2002-476 |
|  | Item no.: 2002-477 Staggered jumper; insulated; 7-way; Nominal current 25 A; suitable for 2002 and 2003 Series rail-mounted terminal blocks | 2002-477 |
|  | Item no.: 2002-477/011-000 Ready-made staggered jumper; insulated; 1-3-5-7; Nominal current 25 A; with contact lugs broken off at the factory and circuit marking | 2002-477 /011-000 |
|  | Item no.: 2002-478 Staggered jumper; insulated; 8-way; Nominal current 25 A; suitable for 2002 and 2003 Series rail-mounted terminal blocks | 2002-478 |
|  | Item no.: 2002-479 Staggered jumper; insulated; 9-way; Nominal current 25 A; suitable for 2002 and 2003 Series rail-mounted terminal blocks | 2002-479 |
| | Item no.: 2002-479/011-000 Ready-made staggered jumper; insulated; 1-3-5-7-9; Nominal current 25 A; with contact lugs broken off at the factory and circuit marking | 2002-479 /011-000 |
|  | Item no.: 2002-480 Staggered jumper; insulated; 10-way; Nominal current 25 A; suitable for 2002 and 2003 Series rail-mounted terminal blocks | 2002-480 |



Item no.: 2002-481
Staggered jumper; insulated; 11-way; Nominal current 25 A; suitable for 2002 and 2003 Series rail-mounted terminal blocks

2002-481

Item no.: 2002-481/011-000
Ready-made staggered jumper; insulated; 1-3-5-7-9-11; Nominal current 25 A; with contact lugs broken off at the factory and circuit marking

/011-000

2002-481



Item no.: 2002-482
Staggered jumper; insulated; 12-way; Nominal current 25 A; suitable for 2002 and 2003 Series rail-mounted terminal blocks

2002-482



Item no.: 2009-412
Push-in type wire jumper; insulated; wire length 60 mm; Conductor cross section 1.5 mm²; suitable for 2001, 2002, 2003 and 2022 Series rail-mounted terminal blocks

2009-412



Item no.: 2009-414
Push-in type wire jumper; insulated; wire length 110 mm; Conductor cross section 1.5 mm²; suitable for 2001, 2002, 2003 and 2022 Series rail-mounted terminal blocks

2009-414




Item no.: 2009-416
Push-in type wire jumper; insulated; wire length 250 mm; Conductor cross section 1.5 mm²; suitable for 2001, 2002, 2003 and 2022 Series rail-mounted terminal blocks

2009-416



Item no.: 210-103
Wire commoning chain; insulated; 50 connections

210-103



Item no.: 210-123
Wire commoning chain; insulated; 50 connections

210-123

Marking accessories



Item no.: 2002-161
Adaptor

2002-161



Item no.: 2009-110
Marking strips; on reel; not stretchable; plain; snap-on type

2009-110



Item no.: 2009-115
WMB-Inline; for Smart Printer; on reel; stretchable 5 - 5.2 mm; plain; snap-on type

2009-115



Item no.: 2009-115/000-002
WMB-Inline; for Smart Printer; on reel; stretchable 5 - 5.2 mm; plain; snap-on type

/000-002

2009-115



Item no.: 2009-115/000-005
WMB-Inline; for Smart Printer; on reel; stretchable 5 - 5.2 mm; plain; snap-on type

/000-005

2009-115



Item no.: 2009-115/000-006
WMB-Inline; for smartPRINTER; on reel; stretchable 5 - 5.2 mm; plain; snap-on type

/000-006

2009-115



Item no.: 2009-115/000-007
WMB-Inline; for Smart Printer; on reel; stretchable 5 - 5.2 mm; plain; snap-on type

/000-007

















2009-115

































Item no.: 2009-115/000-012
WMB-Inline; for smartPRINTER; on reel; stretchable 5 - 5.2 mm; plain; snap-on type


















/000-012






2009-115

| | | | |
|--|---|----------|----------|
|  | Item no.: 2009-115/000-017 WMB-Inline; for Smart Printer; on reel; stretchable 5 - 5.2 mm; plain; snap-on type | /000-017 | 2009-115 |
|  | Item no.: 2009-115/000-023 WMB-Inline; for Smart Printer; on reel; stretchable 5 - 5.2 mm; plain; snap-on type | /000-023 | 2009-115 |
|  | Item no.: 2009-115/000-024 WMB-Inline; for smartPRINTER; on reel; stretchable 5 - 5.2 mm; plain; snap-on type | /000-024 | 2009-115 |
|  | Item no.: 2009-145 Mini-WSB Inline; for Smart Printer; on reel; stretchable 5 - 5.2 mm; plain; snap-on type | | 2009-145 |
|  | Item no.: 2009-145/000-002 Mini-WSB Inline; for Smart Printer; on reel; stretchable 5 - 5.2 mm; plain; snap-on type | /000-002 | 2009-145 |
|  | Item no.: 2009-145/000-005 Mini-WSB Inline; for Smart Printer; on reel; stretchable 5 - 5.2 mm; plain; snap-on type | /000-005 | 2009-145 |
|  | Item no.: 2009-145/000-006 Mini-WSB Inline; for Smart Printer; on reel; stretchable 5 - 5.2 mm; plain; snap-on type | /000-006 | 2009-145 |
|  | Item no.: 2009-145/000-007 Mini-WSB Inline; for Smart Printer; on reel; stretchable 5 - 5.2 mm; plain; snap-on type | /000-007 | 2009-145 |
|  | Item no.: 2009-145/000-012 Mini-WSB Inline; for Smart Printer; on reel; stretchable 5 - 5.2 mm; plain; snap-on type | /000-012 | 2009-145 |
|  | Item no.: 2009-145/000-023 Mini-WSB Inline; for smartPRINTER; on reel; stretchable 5 - 5.2 mm; plain; snap-on type | /000-023 | 2009-145 |
|  | Item no.: 2009-145/000-024 Mini-WSB Inline; for Smart Printer; on reel; stretchable 5 - 5.2 mm; plain; snap-on type | /000-024 | 2009-145 |
|  | Item no.: 2009-191 Group marker carrier | | 2009-191 |
|  | Item no.: 2009-192 Group marker carrier | | 2009-192 |
|  | Item no.: 2009-193 Group marker carrier | | 2009-193 |
|  | Item no.: 2009-198 Adaptor | | 2009-198 |
|  | Item no.: 248-501 Miniature WSB Quick marking system; plain; Marker width 5 mm; 10 strips with 10 markers per card | | 248-501 |

| | | | |
|--|--|----------|---------|
|  | Item no.: 248-501/000-002 Mini-WSB marking card; as card; not stretchable; plain; snap-on type | /000-002 | 248-501 |
|  | Item no.: 248-501/000-005 Mini-WSB marking card; as card; not stretchable; plain; snap-on type | /000-005 | 248-501 |
|  | Item no.: 248-501/000-006 Mini-WSB marking card; as card; not stretchable; plain; snap-on type | /000-006 | 248-501 |
|  | Item no.: 248-501/000-007 Mini-WSB marking card; as card; not stretchable; plain; snap-on type | /000-007 | 248-501 |
|  | Item no.: 248-501/000-012 Mini-WSB marking card; as card; not stretchable; plain; snap-on type | /000-012 | 248-501 |
|  | Item no.: 248-501/000-017 Mini-WSB marking card; as card; not stretchable; plain; snap-on type | /000-017 | 248-501 |
|  | Item no.: 248-501/000-023 Mini-WSB marking card; as card; not stretchable; plain; snap-on type | /000-023 | 248-501 |
|  | Item no.: 248-501/000-024 Mini-WSB marking card; as card; not stretchable; plain; snap-on type | /000-024 | 248-501 |
|  | Item no.: 793-501 WMB marking card; as card; not stretchable; plain; snap-on type | | 793-501 |
|  | Item no.: 793-501/000-002 WMB marking card; as card; not stretchable; plain; snap-on type | /000-002 | 793-501 |
|  | Item no.: 793-501/000-005 WMB marking card; as card; not stretchable; plain; snap-on type | /000-005 | 793-501 |
|  | Item no.: 793-501/000-006 WMB marking card; as card; not stretchable; plain; snap-on type | /000-006 | 793-501 |
|  | Item no.: 793-501/000-007 WMB marking card; as card; not stretchable; plain; snap-on type | /000-007 | 793-501 |
|  | Item no.: 793-501/000-012 WMB marking card; as card; not stretchable; plain; snap-on type | /000-012 | 793-501 |
|  | Item no.: 793-501/000-017 WMB marking card; as card; not stretchable; plain; snap-on type | /000-017 | 793-501 |

| | | | |
|--|---|----------|----------|
|  | Item no.: 793-501/000-023 WMB marking card; as card; not stretchable; plain; snap-on type | /000-023 | 793-501 |
|  | Item no.: 793-501/000-024 WMB marking card; as card; not stretchable; plain; snap-on type | /000-024 | 793-501 |
|  | Item no.: 793-5501 WMB marking card; as card; for terminal block width 5 - 17.5 mm; stretchable 5 - 5.2 mm; plain; snap-on type | | 793-5501 |
|  | Item no.: 793-5501/000-002 WMB marking card; as card; for terminal block width 5 - 17.5 mm; stretchable 5 - 5.2 mm; plain; snap-on type | /000-002 | 793-5501 |
|  | Item no.: 793-5501/000-005 WMB marking card; as card; stretchable 5 - 5.2 mm; plain; snap-on type | /000-005 | 793-5501 |
|  | Item no.: 793-5501/000-006 WMB marking card; as card; stretchable 5 - 5.2 mm; plain; snap-on type | /000-006 | 793-5501 |
|  | Item no.: 793-5501/000-007 WMB marking card; as card; stretchable 5 - 5.2 mm; plain; snap-on type | /000-007 | 793-5501 |
|  | Item no.: 793-5501/000-012 WMB marking card; as card; stretchable 5 - 5.2 mm; plain; snap-on type | /000-012 | 793-5501 |
|  | Item no.: 793-5501/000-014 WMB marking card; as card; stretchable 5 - 5.2 mm; plain; snap-on type | /000-014 | 793-5501 |
|  | Item no.: 793-5501/000-017 WMB marking card; as card; stretchable 5 - 5.2 mm; plain; snap-on type | /000-017 | 793-5501 |
|  | Item no.: 793-5501/000-023 WMB marking card; as card; stretchable 5 - 5.2 mm; plain; snap-on type | /000-023 | 793-5501 |
|  | Item no.: 793-5501/000-024 WMB marking card; as card; stretchable 5 - 5.2 mm; plain; snap-on type | /000-024 | 793-5501 |
| tools | | | |
|  | Item no.: 210-658 Operating tool with partially insulated shaft; Blade (3.5 x 0.5) mm; short; angled | | 210-658 |
|  | Item no.: 210-720 Operating tool with partially insulated shaft; Type 2, blade (3.5 x 0.5) mm | | 210-720 |
| ferrule | | | |
|  | Item no.: 216-241 Ferrule; Sleeve for 0.5 mm ² / 20 AWG; insulated; electro-tin plated; electrolytic copper; gastight crimped; acc. to DIN 46228, Part 4/09.90 | | 216-241 |

| | | |
|--|--|-----------|
|  | Item no.: 216-242 Ferrule; Sleeve for 0.75 mm ² / 18 AWG; insulated; electro-tin plated; electrolytic copper; gastight crimped; acc. to DIN 46228, Part 4/09.90 | 216-242 |
|  | Item no.: 216-243 Ferrule; Sleeve for 1 mm ² / AWG 18; insulated; electro-tin plated; electrolytic copper; gastight crimped; acc. to DIN 46228, Part 4/09.90 | 216-243 |
|  | Item no.: 216-244 Ferrule; Sleeve for 1.5 mm ² / AWG 16; insulated; electro-tin plated; electrolytic copper; gastight crimped; acc. to DIN 46228, Part 4/09.90 | 216-244 |
|  | Item no.: 216-246 Ferrule; Sleeve for 2.5 mm ² / AWG 14; insulated; electro-tin plated; electrolytic copper; gastight crimped; acc. to DIN 46228, Part 4/09.90 | 216-246 |
|  | Item no.: 216-262 Ferrule; Sleeve for 0.75 mm ² / 18 AWG; insulated; electro-tin plated; electrolytic copper; gastight crimped; acc. to DIN 46228, Part 4/09.90 | 216-262 |
|  | Item no.: 216-263 Ferrule; Sleeve for 1 mm ² / AWG 18; insulated; electro-tin plated; electrolytic copper; gastight crimped; acc. to DIN 46228, Part 4/09.90 | 216-263 |
|  | Item no.: 216-264 Ferrule; Sleeve for 1.5 mm ² / AWG 16; insulated; electro-tin plated; electrolytic copper; gastight crimped; acc. to DIN 46228, Part 4/09.90 | 216-264 |
|  | Item no.: 216-266 Ferrule; Sleeve for 2.5 mm ² / AWG 14; insulated; electro-tin plated; electrolytic copper; gastight crimped; acc. to DIN 46228, Part 4/09.90 | 216-266 |
| End plate | | |
|  | Item no.: 2002-1791 End and intermediate plate; 1 mm thick | 2002-1791 |
|  | Item no.: 2002-1792 End and intermediate plate; 1 mm thick | 2002-1792 |
| Carrier rail | | |
|  | Item no.: 210-112 Steel carrier rail; 35 x 7.5 mm; 1 mm thick; 2 m long; slotted; according to EN 60715; "Hole width 25 mm | 210-112 |
|  | Item no.: 210-113 Steel carrier rail; 35 x 7.5 mm; 1 mm thick; 2 m long; unslotted; according to EN 60715 | 210-113 |
|  | Item no.: 210-114 Steel carrier rail; 35 x 15 mm; 1.5 mm thick; 2 m long; unslotted; similar to EN 60715 | 210-114 |
|  | Item no.: 210-115 Steel carrier rail; 35 x 7.5 mm; 1 mm thick; 2 m long; slotted; according to EN 60715; "Hole width 18 mm | 210-115 |
|  | Item no.: 210-118 Steel carrier rail; 35 x 15 mm; 2.3 mm thick; 2 m long; unslotted; according to EN 60715 | 210-118 |
|  | Item no.: 210-196 Aluminum carrier rail; 35 x 8.2 mm; 1.6 mm thick; 2 m long; unslotted; similar to EN 60715 | 210-196 |
|  | Item no.: 210-197 Steel carrier rail; 35 x 15 mm; 1.5 mm thick; 2 m long; slotted; similar to EN 60715 | 210-197 |
| | Item no.: 210-198 | |

| | | |
|--|---|---------|
|  | Copper carrier rail; 35 x 15 mm; 2.3 mm thick; 2 m long; unslotted; according to EN 60715 | 210-198 |
|  | Item no.: 210-504 Steel carrier rail; 35 x 7.5 mm; 1 mm thick; 2 m long; slotted; galvanized; according to EN 60715 | 210-504 |
|  | Item no.: 210-505 Steel carrier rail; 35 x 7.5 mm; 1 mm thick; 2 m long; unslotted; galvanized; according to EN 60715 | 210-505 |
|  | Item no.: 210-506 Steel carrier rail; 35 x 15 mm; 1.5 mm thick; 2 m long; unslotted; galvanized; similar to EN 60715 | 210-506 |
|  | Item no.: 210-508 Steel carrier rail; 35 x 15 mm; 1.5 mm thick; 2 m long; slotted; galvanized; similar to EN 60715 | 210-508 |

Downloads

Documentation

Bid Text

| | | |
|-----------|-----------------|----------|
| 2002-1781 | docx 16.0 kB | Download |
|-----------|-----------------|----------|

Additional Information

| | | |
|--|---------------|----------|
| | pdf 2.1 MB | Download |
|--|---------------|----------|

CAD/CAE - Smart Data

CAD data

| | | |
|-----------------------|-----|----------|
| 3D Download 2002-1781 | URL | Download |
|-----------------------|-----|----------|

Subject to changes.