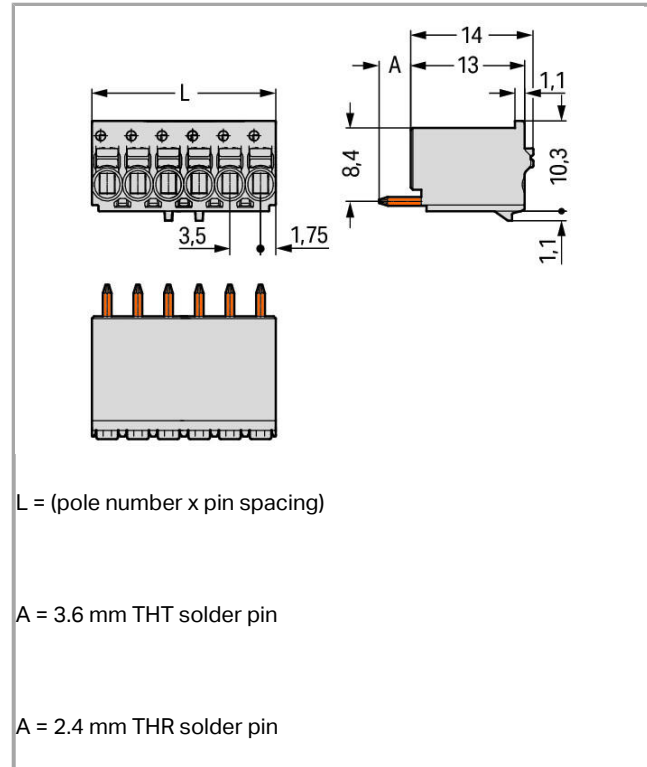



## Data sheet | Item number: 2091-1173/000-1000

1-conductor THT female header; 1.0 mm Ø solder pin; straight; direct marking; 2.5 mm<sup>2</sup>; Pin spacing 3.5 mm; 3-pole; 1,50 mm<sup>2</sup>; light gray



2091-1173\_000-1000



RoHS  Compliant

[BOMcheck.net](https://www.bomcheck.net)

Color:

### Item description

- Universal connection for all conductor types
- Simple, push-in termination of solid and ferruled conductors
- Easy-to-use design does not require special tools
- Ability to wire while mated or unmated
- Integrated test ports for testing parallel to conductor entry
- Custom-installed solder pins

### Safety information 1:

The **picoMAX<sup>®</sup> pluggable connection system** is designed without breaking capacity for compliance with DIN EN 61984. When used as intended, MCS Connectors shall not be connected/disconnected when live or under load. The circuit design should ensure header pins, which can be touched, are not live when unmated.

## Data

### Electrical data

#### Ratings per IEC/EN 60664-1

Rated voltage (III / 3)	160 V
Rated impulse voltage (III / 3)	2.5 kV
Rated voltage (III / 2)	160 V
Rated impulse voltage (III / 2)	2.5 kV
Rated voltage (II / 2)	320 V
Rated impulse voltage (II / 2)	2.5 kV
Rated current	10 A

#### Approvals per UL 1059

Rated voltage UL (Use Group B)	300 V
Rated current UL (Use Group B)	10 A
Rated voltage UL (Use Group D)	300 V

### Connection data

Connection technology	Push-in CAGE CLAMP®
Actuation type	Push-button
Solid conductor	0.2 1.5 mm <sup>2</sup> / 24 14 AWG
Fine-stranded conductor	0.2 1.5 mm <sup>2</sup> / 24 14 AWG
Fine-stranded conductor with ferrule with plastic collar	0.25 0.75 mm <sup>2</sup>
Fine-stranded conductor with ferrule without plastic collar	0.25 1.5 mm <sup>2</sup>
Strip length	8 9 mm / 0.31 0.35 inch
Conductor entry angle to the PCB	90°
Total number of connection points	3
Total number of potentials	3
Number of connection types	1
Number of levels	1
No. of poles	3

### Geometrical Data

Pin spacing	3.5 mm / 0.138 inch
Width	10.5 mm / 0.413 inch
Height	14 mm / 0.551 inch
Depth	11.4 mm / 0.449 inch
Solder pin length	3.6 mm
Solder pin diameter	1 mm

Drilled hole diameter (tolerance)	1.2 <sup>(- ... +0.1)</sup> mm
-----------------------------------	--------------------------------

### Plug connection

Contact type (pluggable connector)	Female connector/socket
Connector connection type	for PCBs
Mismating protection	No
Mating direction to the PCB	90°

### PCB contact

PCB contact	THT
-------------	-----

### Material Data

Color	light gray
Material group	I
Insulating material	Polyphthalamide (PPA GF)
Flammability class per UL94	V0
Clamping spring material	Chrome nickel spring steel (CrNi)
Contact material	Electrolytic copper (E <sub>Cu</sub> )
Contact plating	tin-plated
Fire load	0.034 MJ
Weight	1.658 g

### Environmental Requirements


Limit temperature range	-60 +100 °C
-------------------------	-------------

### Commercial data



Country of origin	DE
GTIN	4050821368861
Customs Tariff No.	85366990990

### Approvals / Certificates


#### Radio-Approvals

Logo	Approval	Additional Approval Text	Certificate name
	<b>CB</b> DEKRA Certification B.V.	IEC 61984	NL-49736
	<b>KEMA/KEUR</b> DEKRA Certification B.V.	EN 61984	71- 102260


## Country specific Approvals

Logo	Approval	Additional Approval Text	Certificate name
	<b>CB</b> DEKRA Certification B.V.	IEC 61984	NL-49736
	<b>CSA</b> DEKRA Certification B.V.	C22.2	2362521
	<b>KEMA/KEUR</b> DEKRA Certification B.V.	EN 61984	71-102260

## Other Approvals


Logo	Approval	Additional Approval Text	Certificate name
	<b>UR</b> Underwriters Laboratories Inc.	UL 1059	E45172

## UL-Approvals


Logo	Approval	Additional Approval Text	Certificate name
	<b>UR</b> Underwriters Laboratories Inc.	UL 1059	E45172

## Compatible products

## tools

	<b>Item no.: 210-719</b> Operating tool; Blade: 2.5 x 0.4 mm; with a partially insulated shaft	210-719
--	---	---------

## Coding

	<b>Item no.: 2091-1610</b> Coding key carrier; suitable for 3.5 mm pin spacing; orange	2091-1610
--	---	-----------

## check

	<b>Item no.: 735-500</b> Test pin; 1 mm Ø; with solder connection for test wire	735-500
--	--	---------



Downloads

Documentation

Additional Information

Technical explanations

Apr 3, 2019

pdf  
3.6 MB

Download

---

Product family

picoMAX eCOM

Show all products from the family

Subject to changes.

---