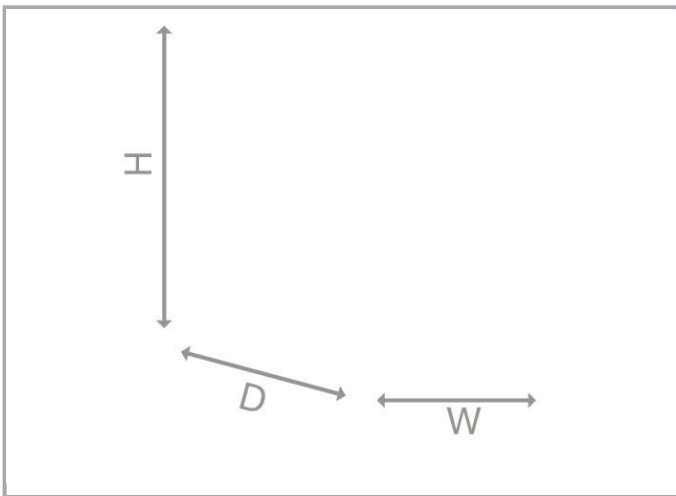
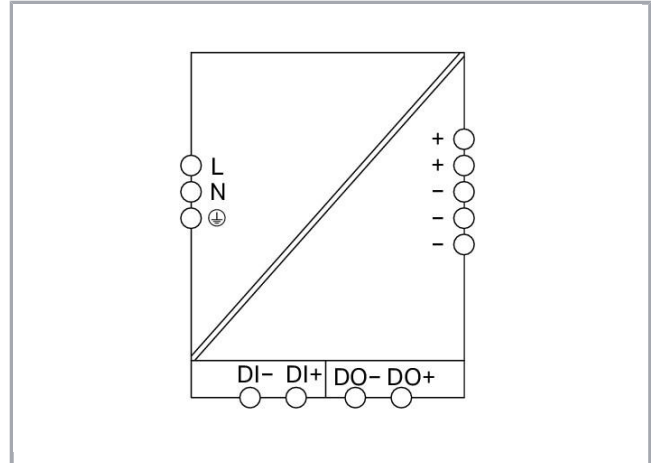


## Data sheet | Item number: 2787-2146

Power supply; Pro 2; 1-phase; 24 VDC output voltage; 10 A output current;  
TopBoost + PowerBoost; communication capability



### Item description

#### Features:

- Power supply with TopBoost, PowerBoost and configurable overload behavior
- Configurable digital signal input and output, optical status indication, function keys
- Communication interface for configuration and monitoring
- Optional connection to IO-Link

—  
Subject to changes. Please also observe the further product documentation!



- Suitable for both parallel and series operation
- Natural convection cooling when horizontally mounted
- Pluggable connection technology
- Electrically isolated output voltage (SELV/PELV) per EN 61010/UL 61010
- Marker slot for WAGO Marker Cards (WMB) and WAGO Marking Strips

## Data

### Technical Data

#### Input

Phases	1
Nominal input voltage $U_{i\text{ nom}}$	AC 100 ... 240 V
Input voltage range	AC 90 ... 264 V; DC 130 ... 373 V
Nominal mains frequency range	47 ... 63 Hz; 0 Hz
Input current $I_i$	$\leq 1,2$ A (240 VAC; Nominal load); $\leq 2,7$ A (100 VAC; Nominal load)
Inrush current	$\leq 11$ A (after 1 ms)
Power factor correction (PFC)	Active
Mains failure hold-up time	$\geq 25$ ms (230 VAC)

#### Output

Nominal output voltage $U_{o\text{ nom}}$	DC 24 V (SELV)
Output voltage range	DC 24 ... 28 V (adjustable)
Default setting	DC 24 V
Nominal output current $I_{o\text{ nom}}$	10 A (24 VDC)
Nominal output power	240 W
Control deviation	$\leq 1$ %
Residual ripple	$\leq 70$ mV (peak-to-peak)
Current limitation	$1.1 \times I_{o\text{ nom}}$ (typ.)
Overload behavior	TopBoost/PowerBoost/Time-limited constant current mode (other overload behaviors can be set)
PowerBoost	DC 15 A (5 s)

#### Signaling and communication

Signaling	Optical status indication (DC OK; load; warning and error states) Digital signal input and output (DI/DO)
-----------	--

Subject to changes. Please also observe the further product documentation!



## Communication

Communication interface, can be used with WAGO USB Communication Cable (750-923) or WAGO IO-Link Communication Module (2789-9080)

**Efficiency/Power losses:**

Power loss $P_l$	$\leq 1$ W (Stand-by); $\leq 2,2$ W (No load); $\leq 12$ W (230 VAC; Nominal load)
Efficiency (typ.)	95,3 % (230 VAC; 10 ADC; 25 °C)

**Fuse protection:**

Internal fuse	T 6.3 A / 250 VAC
Required backup fusing	An external DC fuse is required for the DC input voltage.
Recommended backup fusing	16 A (for USA/Canada: 15 A)

**Safety and protection:**

Isolationsspannung (Pri.-Sek., AC)	3,510 V
Isolationsspannung (Pri.-PE, AC)	2,200 V
Isolation voltage (Sec.-GND)	DC 0,5 kV
Isolation voltage (Sec.-Signal)	DC 0,5 kV
Protection class	I
Protection type	IP20 (per EN 60529)
Resistance to reverse feed	$\leq$ DC 35 V
Overvoltage category	III ( $\leq 2000$ m a. s.I.); II ( $> 2000$ m a. s.I.)
Transient suppression (primary)	Yes
Overvoltage protection; secondary	Internal protective circuit $\leq 35$ VDC (in the event of a fault)
Short-circuit-protected	Yes
Open-circuit-proof	Yes
Parallel operation	Yes
Series operation	Yes
MTBF	$> 1,200,000$ h (per IEC 61709)

**Connection data**

Connection type (1)	Input/Output/Signaling
Connection technology	CAGE CLAMP®
WAGO Connector	WAGO 721 Series
Solid conductor	0,08 ... 2,5 mm <sup>2</sup> / 28 ... 12 AWG

Subject to changes. Please also observe the further product documentation!



Fine-stranded conductor	0,08 ... 2,5 mm <sup>2</sup> / 28 ... 12 AWG
Fine-stranded conductor; with insulated ferrule	0,25 ... 1,5 mm <sup>2</sup> / 20 ... 16 AWG
Fine-stranded conductor; with uninsulated ferrule	0,25 ... 2,5 mm <sup>2</sup> / 20 ... 14 AWG
Strip length	8 ... 9 mm / 0.31 ... 0.35 inch

### Geometrical Data

Width	50 mm / 1.969 inch
Height	130 mm / 5.118 inch
Depth from upper edge of DIN-rail	130 mm / 5.118 inch
Note (dimensions)	Height without connector Height with connector: 166 mm

### Mechanical data

Mounting type	DIN-35 rail (EN 60715)
---------------	------------------------

### Material Data

Weight	1000 g
--------	--------

### Environmental Requirements

Surrounding air temperature (operation)	-25 ... 70 °C (Device starts at -40 °C (type-tested))
Surrounding air temperature (storage)	-40 ... 85 °C
Relative humidity	5 ... 96 % (no condensation permissible)
Derating	-3 %/K (> +55 °C and $U_i < 230$ VAC); -3 %/K (> +60 °C and $U_i \geq 230$ VAC)
Pollution degree	2
Climatic category	3K3 (per EN 60721)
Operating altitude (max.)	5000 m

### Standards and specifications

Conformity marking	CE
Standards/specifications	EN 61010-1; EN 61010-2-201; EN 61204-3; UL 61010-1; UL 61010-2-201

### Commercial data


Packaging type	BOX
Country of origin	CN

Subject to changes. Please also observe the further product documentation!

GTIN	4055143907330
Customs tariff number	85044082900










## Approvals / Certificates

### UL-Approvals

Logo	Approval	Additional Approval Text	Certificate name
	UL Underwriters Laboratories Inc.	UL 61010-2-201	E255817

## Compatible products

### ferrule

	<b>Item no.: 216-201</b> Ferrule; Sleeve for 0.5 mm <sup>2</sup> / 20 AWG; insulated; electro-tin plated; white
	<b>Item no.: 216-202</b> Ferrule; Sleeve for 0.75 mm <sup>2</sup> / 18 AWG; insulated; electro-tin plated; gray
	<b>Item no.: 216-203</b> Ferrule; Sleeve for 1 mm <sup>2</sup> / AWG 18; insulated; electro-tin plated; red
	<b>Item no.: 216-204</b> Ferrule; Sleeve for 1.5 mm <sup>2</sup> / AWG 16; insulated; electro-tin plated; black
	<b>Item no.: 216-221</b> Ferrule; Sleeve for 0.5 mm <sup>2</sup> / 20 AWG; insulated; electro-tin plated; white
	<b>Item no.: 216-222</b> Ferrule; Sleeve for 0.75 mm <sup>2</sup> / 18 AWG; insulated; electro-tin plated; gray
	<b>Item no.: 216-223</b> Ferrule; Sleeve for 1 mm <sup>2</sup> / AWG 18; insulated; electro-tin plated; red
	<b>Item no.: 216-224</b> Ferrule; Sleeve for 1.5 mm <sup>2</sup> / AWG 16; insulated; electro-tin plated; black
	<b>Item no.: 216-241</b> Ferrule; Sleeve for 0.5 mm <sup>2</sup> / 20 AWG; insulated; electro-tin plated; electrolytic copper; gastight crimped; acc. to DIN 46228, Part 4/09.90; white
	<b>Item no.: 216-242</b> Ferrule; Sleeve for 0.75 mm <sup>2</sup> / 18 AWG; insulated; electro-tin plated; electrolytic copper; gastight

Subject to changes. Please also observe the further product documentation!



crimped; acc. to DIN 46228, Part 4/09.90; gray



**Item no.: 216-243**

Ferrule; Sleeve for 1 mm<sup>2</sup> / AWG 18; insulated; electro-tin plated; electrolytic copper; gastight crimped; acc. to DIN 46228, Part 4/09.90; red



**Item no.: 216-244**

Ferrule; Sleeve for 1.5 mm<sup>2</sup> / AWG 16; insulated; electro-tin plated; electrolytic copper; gastight crimped; acc. to DIN 46228, Part 4/09.90; black



**Item no.: 216-262**

Ferrule; Sleeve for 0.75 mm<sup>2</sup> / 18 AWG; insulated; electro-tin plated; electrolytic copper; gastight crimped; acc. to DIN 46228, Part 4/09.90; gray



**Item no.: 216-263**

Ferrule; Sleeve for 1 mm<sup>2</sup> / AWG 18; insulated; electro-tin plated; electrolytic copper; gastight crimped; acc. to DIN 46228, Part 4/09.90; red



**Item no.: 216-264**

Ferrule; Sleeve for 1.5 mm<sup>2</sup> / AWG 16; insulated; electro-tin plated; electrolytic copper; gastight crimped; acc. to DIN 46228, Part 4/09.90; black



**Item no.: 216-284**

Ferrule; Sleeve for 1.5 mm<sup>2</sup> / AWG 16; insulated; electro-tin plated; electrolytic copper; gastight crimped; acc. to DIN 46228, Part 4/09.90; black

**Item no.: 216-301**

Ferrule; Sleeve for 0.25 mm<sup>2</sup> / AWG 24; insulated; electro-tin plated; yellow



**Item no.: 216-302**

Ferrule; Sleeve for 0.34 mm<sup>2</sup> / 22 AWG; insulated; electro-tin plated; green

**Item no.: 216-321**

Ferrule; Sleeve for 0.25 mm<sup>2</sup> / AWG 24; insulated; electro-tin plated; yellow



**Item no.: 216-322**

Ferrule; Sleeve for 0.34 mm<sup>2</sup> / 22 AWG; insulated; electro-tin plated; green



**Item no.: 750-923/000-001**

Configuration cable; USB connector; Length: 5 m

**Marking accessories**



**Item no.: 2009-110**

Marking strips; on reel; not stretchable; plain; snap-on type; white



**Item no.: 2009-115**

WMB-Inline; for Smart Printer; 1500 pieces on roll; stretchable 5 - 5.2 mm; plain; snap-on type; white



**Item no.: 2009-115/000-002**

WMB-Inline; for Smart Printer; 1500 pieces on roll; stretchable 5 - 5.2 mm; plain; snap-on type; yellow



**Item no.: 2009-115/000-006**

WMB-Inline; for Smart Printer; 1500 pieces on roll; stretchable 5 - 5.2 mm; plain; snap-on type; blue

Subject to changes. Please also observe the further product documentation!



**Item no.: 2009-115/000-007**

WMB-Inline; for Smart Printer; 1500 pieces on roll; stretchable 5 - 5.2 mm; plain; snap-on type; gray



**Item no.: 2009-115/000-012**

WMB-Inline; for Smart Printer; 1500 pieces on roll; stretchable 5 - 5.2 mm; plain; snap-on type; orange



**Item no.: 2009-115/000-017**

WMB-Inline; for Smart Printer; 1500 pieces on roll; stretchable 5 - 5.2 mm; plain; snap-on type; light green



**Item no.: 2009-115/000-023**

WMB-Inline; for Smart Printer; 1500 pieces on roll; stretchable 5 - 5.2 mm; plain; snap-on type; green

#### General accessories



**Item no.: 2009-115/000-024**

WMB-Inline; for Smart Printer; 1500 pieces on roll; stretchable 5 - 5.2 mm; plain; snap-on type; violet



**Item no.: 2789-9080**

Communication module; IO-Link; communication capability



**Item no.: 750-923**

Configuration cable; USB connector; Length: 2.5 m; black

#### tools



**Item no.: 210-720**

Operating tool; Blade: 3.5 x 0.5 mm; with a partially insulated shaft



**Item no.: 210-721**

Operating tool; Blade: 5.5 x 0.8 mm; with a partially insulated shaft

Subject to changes. Please also observe the further product documentation!