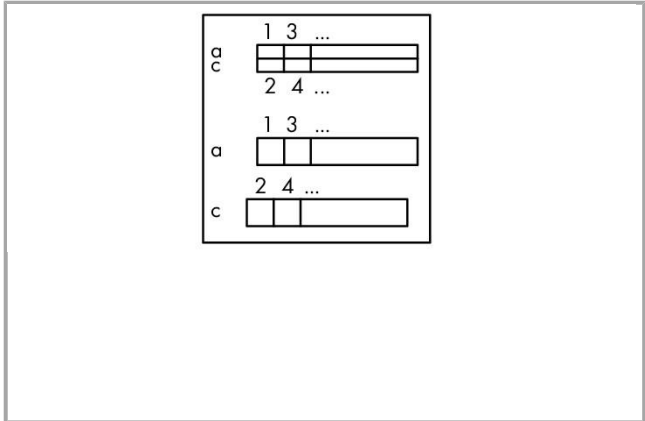


Data sheet | Item number: 289-522

Interface module; with male connector; 64-pole; Type C; for female connector with IDC; for connectors per DIN 41612; Vertical mounting



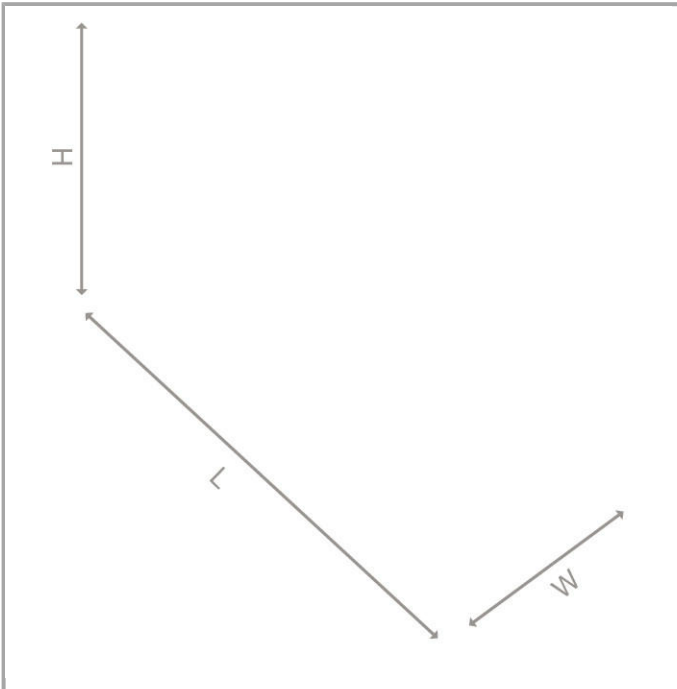
289-522



RoHS  Compliant

[BOMcheck.net](https://www.bomcheck.net)

Similar to picture



**Data****Electrical data**

Operating voltage	≤ AC 100 V; ≤ DC 125 V
Nominal current	1 A
Contact resistance (max.)	20 mΩ

**Safety and protection:**

Rated voltage	100 V
Rated impulse voltage	0.8 kV
Pollution degree	2
Protection class	IP20

**Connection data**

No. of poles	64
Connection type (1)	System
No. of poles 1	64
Pluggable connector	Pluggable connector per DIN 41612; type C; male connector
For mating connectors	With IDC
Mating direction	Vertical
Connection type (2)	Field
No. of poles 2	64
Design 2	PCB terminal blocks, 2-row
Connection technology 2	CAGE CLAMP®
WAGO terminal 2	WAGO 236 Series
Solid conductor (2)	0.08 ... 2.5 mm <sup>2</sup> / 28 ... 12 AWG
Strip length (2)	5 ... 6 mm / 0.2 ... 0.24 inch
Note (conductor cross-section)	12 AWG: THHN, THWN
Performance level	2 / 400 mating cycles

**Geometrical Data**

Width	171 mm / 6.732 inch
Height from upper-edge of DIN-35 rail	34 mm / 1.339 inch
Depth	85 mm / 3.346 inch

**Mechanical data**

Type of mounting	DIN-35 rail
Housing design	Mounting carrier

## Material Data

Contact material (pluggable connector)	Copper alloy, gold plated
Fire load	0 MJ
Weight	165.4 g

## Environmental Requirements





Surrounding air (operating) temperature	-20 ... 50 °C
Surrounding air (storage) temperature	-40 ... 70 °C
Relative humidity	≤ 85% (non condensing)

## Commercial data

Product Group	6 (Interface Electronics)
Country of origin	DE
GTIN	4045454385095
Customs Tariff No.	85369010000

## Compatible products


### Marking accessories

	<b>Item no.: 709-177</b> Marking strips; on reel; 7.5 mm wide; not stretchable; plain; snap-on type	709-177
	<b>Item no.: 709-178</b> Marking strips; on reel; 7.5 mm wide; not stretchable; plain; snap-on type	709-178
	<b>Item no.: 709-196</b> Marking strips; for laser printer	709-196
	<b>Item no.: 709-198</b> Marking strips	709-198

### assembling

	<b>Item no.: 709-153</b> Cover; Type 1; suitable for cover carrier, type 1; 1 m long	709-153
	<b>Item no.: 709-167</b> Cover carrier; Type 1; incl. fixing/retaining screws and knurled nut; suitable for 279 to 282 and 880 Series rail-mounted terminal blocks; suitable for 264 Series miniature rail-mounted terminal blocks; suitable for 270 Series sensor and actuator terminal blocks	709-167

### tools

	<b>Item no.: 210-720</b> Operating tool with partially insulated shaft; Type 2, blade (3.5 x 0.5) mm	210-720
--	---	---------



Downloads

Documentation

Additional Information

Disposal; Electrical and electronic equipment, Packaging

V 1.0.0

pdf  
265.8 kB

Download

---

Subject to changes.

---