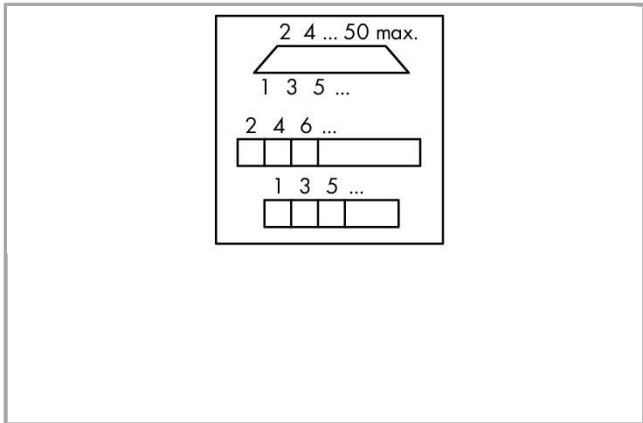



Data sheet | Item number: 289-551

Interface Module; with D-subminiature female connector; 15-pole; for mating connectors with IDC; Vertical mounting



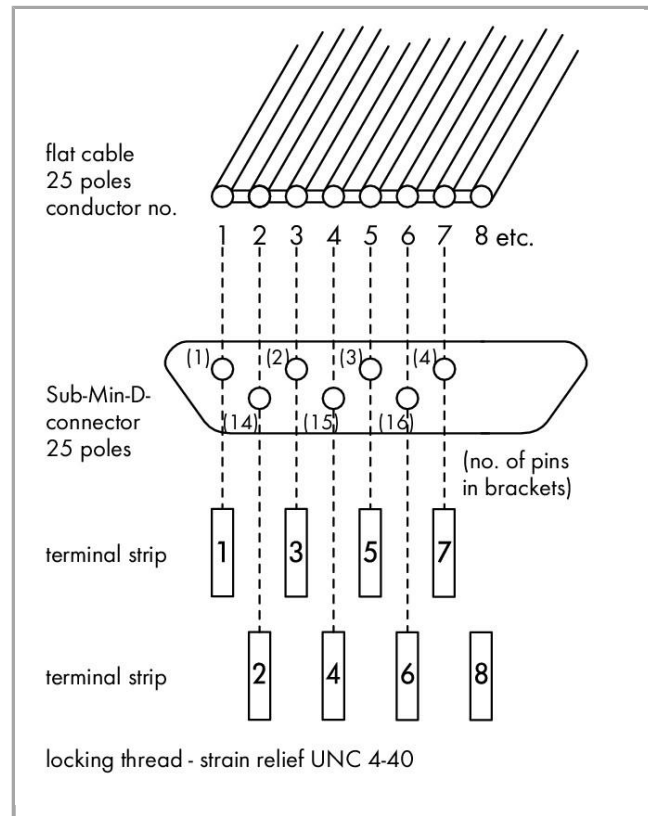
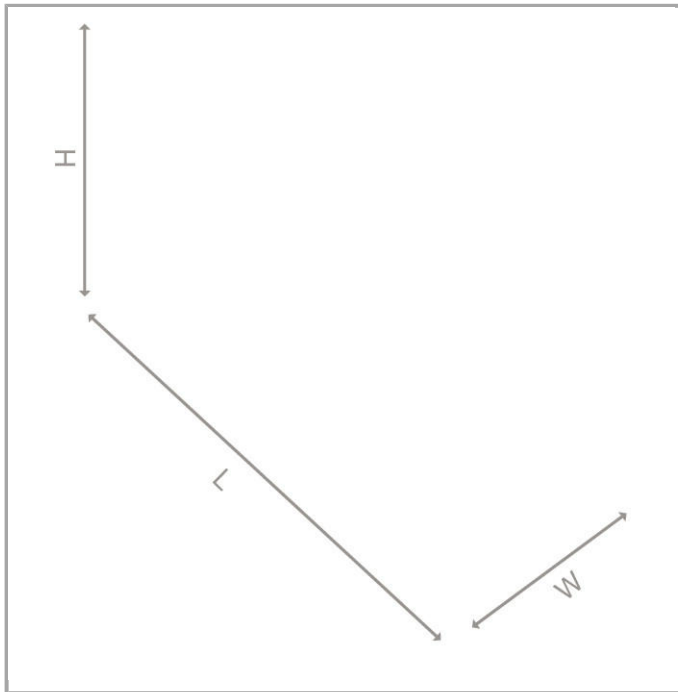
289-551



RoHS
Compliant

[BOMcheck.net](https://www.bomcheck.net)

Similar to picture



Data

Electrical data

Operating voltage	≤ AC 100 V; ≤ DC 125 V
Nominal current	2 A
Contact resistance (max.)	30 mΩ

Safety and protection:

Rated voltage	100 V
Rated impulse voltage	0.8 kV
Pollution degree	2
Protection class	IP20

Connection data

No. of poles	15
Connection type (1)	System
No. of poles 1	15
Pluggable connector	D-subminiature; female connector
For mating connectors	With IDC
Mating direction	Vertical
Pull relief	Stud bolts UNC 4-40



Connection type (2)	Field
No. of poles 2	15
Design 2	PCB terminal blocks, 2-row
Connection technology 2	CAGE CLAMP®
WAGO terminal 2	WAGO 236 Series
Solid conductor (2)	0.08 ... 2.5 mm ² / 28 ... 12 AWG
Strip length (2)	5 ... 6 mm / 0.2 ... 0.24 inch
Note (conductor cross-section)	12 AWG: THHN, THWN
Performance level	2 / 200 mating cycles

Geometrical Data

Width	46 mm / 1.811 inch
Height from upper-edge of DIN-35 rail	34 mm / 1.339 inch
Depth	85 mm / 3.346 inch

Mechanical data

Type of mounting	DIN-35 rail
Housing design	Mounting carrier

Material Data

Contact material (pluggable connector)	Au over Ni
Fire load	0 MJ
Weight	59.1 g

Environmental Requirements

Surrounding air (operating) temperature	-20 ... 50 °C
Surrounding air (storage) temperature	-40 ... 70 °C
Relative humidity	≤ 85% (non condensing)

Standards and specifications


Standards/specifications	UL 840
--------------------------	--------

Commercial data

Product Group	6 (Interface Electronics)
Country of origin	DE
GTIN	4045454417840
Customs Tariff No.	85369010000


Approvals / Certificates

UL-Approvals





Logo	Approval	Additional Approval Text	Certificate name
	UL Underwriters Laboratories Inc. (ORDINARY LOCATIONS)	UL 508	E175199 Vol.2 Sec. 1

Compatible products

tools

	Item no.: 210-720 Operating tool with partially insulated shaft; Type 2, blade (3.5 x 0.5) mm	210-720
--	--	---------

Marking accessories

	Item no.: 709-177 Marking strips; on reel; 7.5 mm wide; not stretchable; plain; snap-on type	709-177
	Item no.: 709-178 Marking strips; on reel; 7.5 mm wide; not stretchable; plain; snap-on type	709-178
	Item no.: 709-196 Marking strips; for laser printer	709-196
	Item no.: 709-198 Marking strips	709-198

Downloads

Documentation

Additional Information

Disposal; Electrical and electronic equipment, Packaging	V 1.0.0	pdf 265.8 kB	Download
--	---------	-----------------	----------

CAD/CAE - Smart Data

CAD data

3D Download 289-551	URL	Download
---------------------	-----	----------



Subject to changes.
