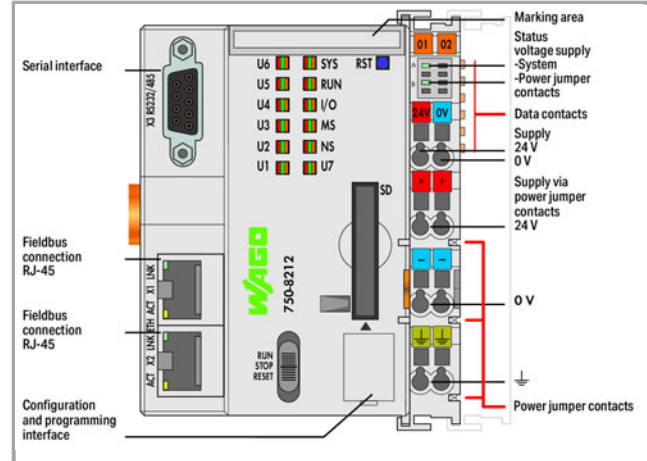



Data sheet | Item number: 750-8212

Controller PFC200; 2nd Generation; 2 x ETHERNET, RS-232/-485; light gray



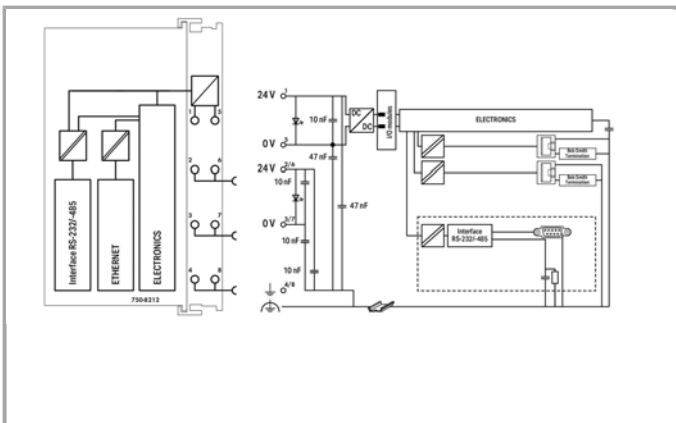
750-8212

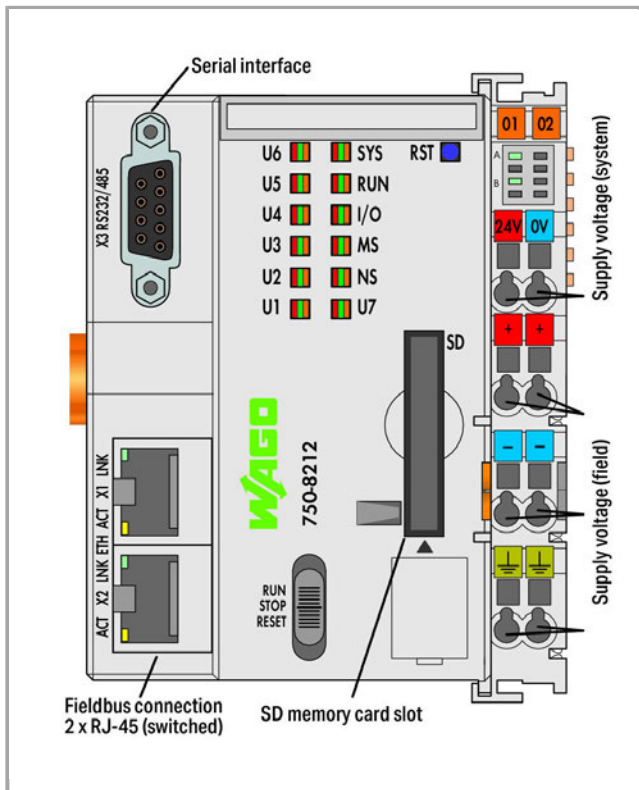


RoHS Compliant



Color: ■





## Item description

The PFC200 Controller is a compact PLC for the modular WAGO-I/O-SYSTEM. Besides network and fieldbus interfaces, the controller supports all digital, analog and specialty modules found within the 750/753 Series.

Two ETHERNET interfaces and an integrated switch enable line topology wiring.

An integrated Webserver provides user configuration options, while displaying PFC200 status information.

Besides the processing industry and building automation, typical applications for the PFC200 include standard machinery and equipment control (e. g., packaging, bottling and manufacturing systems, as well as textile, metal and wood processing machines).

Programming per IEC 61131-3

- Programmable via WAGO-I/O-PRO V2.3 or e!COCKPIT
- Direct connection of WAGO I/O modules
- 2 x ETHERNET (configurable), RS-232/-485
- Linux operating system with RT-Preempt patch
- Configuration via CODESYS, e!COCKPIT or Web-Based Management user interface
- Maintenance-free

## Data

### Technical Data

Communication

Modbus (TCP, UDP)  
Ethernet



	Modbus RTU RS-232 serial interface RS-485 interface EtherNet/IP adapter (slave), Library for e!RUNTIME EtherCAT-Master (mit Zusatzlizenz) MQTT
Ethernet protocol	DHCP DNS NTP FTP FTPS SNMP HTTP HTTPS SSH
Visualization	Web-Visu
Operating system	Real-time Linux (with RT-Preempt patch)
CPU	Cortex A8; 1 GHz
Programming languages per IEC 61131-3	Instruction List (IL) Ladder Diagram (LD) Function Block Diagram (FBD), Continuous Function Chart (CFC) Structured Text (ST) Sequential Function Chart (SFC)
Programming environment	e!COCKPIT (based on CODESYS V3) WAGO-I/O-PRO V2.3 (based on CODESYS V2.3)
Configuration options	e!COCKPIT WAGO-I/O-CHECK Web-based management e!RUNTIME library CODESYS Library
Baud rate (communication/fieldbus 1)	10/100 Mbit/s
Baud rate	ETHERNET: 10/100 Mbit/s
Transmission medium (communication/fieldbus)	ETHERNET: Twisted Pair S-UTP; 100 Ω; Cat. 5; Line length (max.): 100 m
Main memory (RAM)	512 MB
Internal memory (flash)	4000 MB
Hardware non-volatile memory	128 Kbytes
Program memory	CODESYS V2: 16 MB; e!RUNTIME: 60 MB (Program and data memory (dynamically distributed))
Data memory	CODESYS V2: 64 MB; e!RUNTIME: 60 MB Program and data memory (dynamically distributed)
Software non-volatile memory	128 Kbytes
Type of memory card	SD and SDHC up to 32 GB (All guaranteed properties are only valid in connection with the WAGO 758-879/000-001 memory card.)
Memory card slot	Push-push mechanism, sealable cover lid
Number of modules per node max.	250
Number of I/O modules without bus extension max.	64

Input and output process image (internal) max.	1000 Worte/1000 Worte
Input and output process image (MODBUS) max.	1000 Worte/1000 Worte
Indicators	LED (SYS, RUN, I/O, U1 U7) red/green/orange: Status system, program, internal data bus, status programmable by user (can be used via CODESYS library); LED (A, B) green: System power supply status, field supply
System supply voltage	DC 24 V(-25 +30 %); via wiring level (CAGE CLAMP® connection)
Input current typ. at rated load (24 V)	550 mA
Total current for system supply	1700 mA
Field supply voltage	DC 24 V (-25 +30 %); via power jumper contacts
Current carrying capacity of the power jumper contacts	10 A
Number of outgoing power jumper contacts	3
Isolation	500 V system/field

### Connection data

Connection technology: communication/fieldbus	Modbus TCP/UDP: 2 x RJ-45; Modbus RTU: 1 x D-Sub 9 socket; RS-232 serial interface: 1 x D-Sub 9 socket; RS-485 interface: 1 x D-Sub 9 socket
Connection technology: system supply	2 x CAGE CLAMP®
Connection technology: field supply	6 x CAGE CLAMP®
Connection type (1)	System/field supply
Solid conductor	0.08 2.5 mm <sup>2</sup> / 28 14 AWG
Fine-stranded conductor	0.08 2.5 mm <sup>2</sup> / 28 14 AWG
Strip length	8 9 mm / 0.31 0.35 inch
Connection technology: Device configuration	1 x 4-pole male connector

### Geometrical Data

Width	78.6 mm / 3.094 inch
Height	71.9 mm / 2.831 inch
Height from upper-edge of DIN-35 rail	64.7 mm / 2.547 inch
Depth	100 mm / 3.937 inch

### Mechanical data

Weight	213.688 g
Color	light gray
Housing material	Polycarbonate, polyamide 6.6
Conformity marking	CE

### Environmental Requirements

Surrounding air (operating) temperature	0 55 °C
---	---------


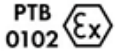

Surrounding air (storage) temperature	-40 85 °C
Protection class	IP20
Degree of pollution (5)	2 per IEC 61131-2
Operating altitude	without temperature derating: 0 2000 m; with temperature derating: 2000 5000 m (0.5 K/100 m); max.: 5000 m
Relative air humidity (no condensation)	95 %
Mounting position	any
Type of mounting	DIN-35 rail
Vibration resistance	4g per IEC 60068-2-6
Shock resistance	15g per IEC 60068-2-27
EMC immunity to interference	acc. to EN 61000-6-2, marine applications
EMC emission of interference	acc. to EN 61000-6-3, marine applications
Exposure to pollutants	Per IEC 60068-2-42 and IEC 60068-2-43
Permissible H <sub>2</sub> S contaminant concentration at a relative humidity 75 %	10 ppm
Permissible SO <sub>2</sub> contaminant concentration at a relative humidity 75 %	25 ppm

### Commercial data

Country of origin	DE
GTIN	4055143758789
Customs Tariff No.	85371091990

### Approvals / Certificates

#### Ex-Approvals

Logo	Approval	Additional Approval Text	Certificate name
	ATEX TUEV Nord Cert GmbH	IEC 60079-0	IECEX_TUN_14.0035_X
	ATEX TUEV Nord Cert GmbH	EN 60079	TUEV_14_ATEX_148929_X
	UL Underwriters Laboratories Inc. (HAZARDOUS LOCATIONS)	ANSI/ISA 12.12.01	E198726 Sec.1

#### Country specific Approvals






Logo	Approval	Additional Approval Text	Certificate name
	KC	Article 58-2, Clause 3	MSIP-




National Radio Research Agency

REM-W43-  
PFC750

## Ship Approvals

















Logo	Approval	Additional Approval Text	Certificate name
	<b>ABS</b> American Bureau of Shipping	-	19- HG1821926
	<b>DNV GL</b> Det Norske Veritas, Germanischer Lloyd	-	TAA0000194
	<b>LR</b> Lloyds Register	-	02/20026 (E6)
	<b>PRS</b> Polski Rejestr Statków	-	TE/2236 /880590/19
	<b>RINA</b> RINA Germany GmbH	-	ELE066419XG
















## UL-Approvals

Logo	Approval	Additional Approval Text	Certificate name
	<b>UL</b> Underwriters Laboratories Inc. (ORDINARY LOCATIONS)	UL 61010-2-201	E175199 Sec11


















## Compatible products
















shield connection

















	<b>Item no.: 790-108</b> Shield clamping saddle; 11 mm wide; diameter of compatible conductor	790-108
	<b>Item no.: 790-116</b> Shield clamping saddle; 19 mm wide; diameter of compatible conductor; 7 ... 16 mm	790-116
	<b>Item no.: 790-124</b> Shield clamping saddle; 27 mm wide; diameter of compatible conductor; 6 ... 24 mm	790-124
	<b>Item no.: 790-140</b> Shield clamping saddle; diameter of compatible conductor	790-140
	<b>Item no.: 790-208</b> Shield clamping saddle; 12.4 mm wide; 3 ... 8 mm	790-208
	<b>Item no.: 790-216</b> Shield clamping saddle; 21.8 mm wide; 6 ... 16 mm	790-216
	<b>Item no.: 790-220</b> Shield clamping saddle; 30 mm wide; 6 ... 20 mm	790-220
<b>software</b>		
	<b>Item no.: 2759-101/1110-2002</b> e!COCKPIT; Workstation License	2759-101 / 1110-2002
	<b>Item no.: 2759-101/1110-2005</b> e!COCKPIT; Multi-User License; 05 pcs	2759-101 / 1110-2005
	<b>Item no.: 2759-101/1110-2010</b> e!COCKPIT; Multi-User License; 10 pcs	2759-101 / 1110-2010
	<b>Item no.: 2759-101/1110-2015</b> e!COCKPIT; Multi-User License; 15 pcs	2759-101 / 1110-2015
	<b>Item no.: 2759-101/1110-2020</b> e!COCKPIT; Multi-User License; 20 pcs	2759-101 / 1110-2020
	<b>Item no.: 2759-101/1110-3000</b> e!COCKPIT; Site License	2759-101 / 1110-3000
	<b>Item no.: 2759-101/1110-4000</b> e!COCKPIT; Buy-out License	2759-101 / 1110-4000
	<b>Item no.: 2759-247/210-1000</b> e!RUNTIME; Sparkplug; Single License	2759-247 / 210-1000
	<b>Item no.: 2759-263/210-1000</b> e!RUNTIME; EtherCAT Master; 300; Single License	2759-263 / 210-1000

	<b>Item no.: 759-333</b> WAGO-I/O-PRO	759-333
	<b>Item no.: 759-333/000-923</b> WAGO-I/O-PRO; USB-Set	759-333 /000-923
	<b>Item no.: 759-911</b> WAGO-I/O-PRO; CD	759-911
<b>Marking accessories</b>		
	<b>Item no.: 2009-145</b> Mini-WSB Inline; for Smart Printer; on reel; stretchable 5 - 5.2 mm; plain; snap-on type; white	2009-145
	<b>Item no.: 2009-145/000-002</b> Mini-WSB Inline; for Smart Printer; on reel; stretchable 5 - 5.2 mm; plain; snap-on type; yellow	2009-145 /000-002
	<b>Item no.: 2009-145/000-005</b> Mini-WSB Inline; for Smart Printer; on reel; stretchable 5 - 5.2 mm; plain; snap-on type; red	2009-145 /000-005
	<b>Item no.: 2009-145/000-006</b> Mini-WSB Inline; for Smart Printer; on reel; stretchable 5 - 5.2 mm; plain; snap-on type; blue	2009-145 /000-006
	<b>Item no.: 2009-145/000-007</b> Mini-WSB Inline; for Smart Printer; on reel; stretchable 5 - 5.2 mm; plain; snap-on type; gray	2009-145 /000-007
	<b>Item no.: 2009-145/000-012</b> Mini-WSB Inline; for Smart Printer; on reel; stretchable 5 - 5.2 mm; plain; snap-on type; orange	2009-145 /000-012
	<b>Item no.: 2009-145/000-023</b> Mini-WSB Inline; for Smart Printer; on reel; stretchable 5 - 5.2 mm; plain; snap-on type; green	2009-145 /000-023
	<b>Item no.: 2009-145/000-024</b> Mini-WSB Inline; for Smart Printer; on reel; stretchable 5 - 5.2 mm; plain; snap-on type; violet	2009-145 /000-024
	<b>Item no.: 248-501</b> Miniature WSB Quick marking system; plain; Marker width 5 mm; 10 strips with 10 markers per card	248-501
	<b>Item no.: 248-501/000-002</b> Mini-WSB marking card; as card; not stretchable; plain; snap-on type; yellow	248-501 /000-002
	<b>Item no.: 248-501/000-005</b> Mini-WSB marking card; as card; not stretchable; plain; snap-on type; white	248-501 /000-005
	<b>Item no.: 248-501/000-006</b> Mini-WSB marking card; as card; not stretchable; plain; snap-on type; white	248-501 /000-006



	<b>Item no.: 248-501/000-007</b> Mini-WSB marking card; as card; not stretchable; plain; snap-on type; white	248-501 /000-007
	<b>Item no.: 248-501/000-012</b> Mini-WSB marking card; as card; not stretchable; plain; snap-on type; white	248-501 /000-012
	<b>Item no.: 248-501/000-017</b> Mini-WSB marking card; as card; not stretchable; plain; snap-on type; white	248-501 /000-017
	<b>Item no.: 248-501/000-023</b> Mini-WSB marking card; as card; not stretchable; plain; snap-on type; white	248-501 /000-023
	<b>Item no.: 248-501/000-024</b> Mini-WSB marking card; as card; not stretchable; plain; snap-on type; white	248-501 /000-024
	<b>Item no.: 750-103</b> Group marker carrier	750-103
	<b>Item no.: 750-107</b> Group marker carrier	750-107
<b>Carrier rail</b>		
	<b>Item no.: 210-112</b> Steel carrier rail; 35 x 7.5 mm; 1 mm thick; 2 m long; slotted; according to EN 60715; "Hole width 25 mm	210-112
	<b>Item no.: 210-113</b> Steel carrier rail; 35 x 7.5 mm; 1 mm thick; 2 m long; unslotted; according to EN 60715	210-113
	<b>Item no.: 210-114</b> Steel carrier rail; 35 x 15 mm; 1.5 mm thick; 2 m long; unslotted; similar to EN 60715	210-114
	<b>Item no.: 210-115</b> Steel carrier rail; 35 x 7.5 mm; 1 mm thick; 2 m long; slotted; according to EN 60715; "Hole width 18 mm	210-115
	<b>Item no.: 210-118</b> Steel carrier rail; 35 x 15 mm; 2.3 mm thick; 2 m long; unslotted; according to EN 60715	210-118
	<b>Item no.: 210-196</b> Aluminum carrier rail; 35 x 8.2 mm; 1.6 mm thick; 2 m long; unslotted; similar to EN 60715; silver-colored	210-196
	<b>Item no.: 210-197</b> Steel carrier rail; 35 x 15 mm; 1.5 mm thick; 2 m long; slotted; similar to EN 60715	210-197
	<b>Item no.: 210-198</b> Copper carrier rail; 35 x 15 mm; 2.3 mm thick; 2 m long; unslotted; according to EN 60715; copper-colored	210-198
	<b>Item no.: 210-504</b> Steel carrier rail; 35 x 7.5 mm; 1 mm thick; 2 m long; slotted; galvanized; according to EN 60715	210-504
	<b>Item no.: 210-505</b> Steel carrier rail; 35 x 7.5 mm; 1 mm thick; 2 m long; unslotted; galvanized; according to EN 60715	210-505
	<b>Item no.: 210-506</b>	

	Steel carrier rail; 35 x 15 mm; 1.5 mm thick; 2 m long; unslotted; galvanized; similar to EN 60715	210-506
	<b>Item no.: 210-508</b> Steel carrier rail; 35 x 15 mm; 1.5 mm thick; 2 m long; slotted; galvanized; similar to EN 60715	210-508
<b>wiring and connectors</b>		
	<b>Item no.: 750-975</b> ETHERNET RJ-45 connector, IP20; ETHERNET 10/100 Mbit/s; for field assembly; light gray	750-975
	<b>Item no.: 750-977/000-011</b> Connector ETHERNET; RJ-45; Cat. 6A; straight; Code T568A; AWG 22	750-977 /000-011
	<b>Item no.: 750-977/000-012</b> Connector ETHERNET; RJ-45; Cat. 6A; straight; Code T568B; AWG 22	750-977 /000-012
	<b>Item no.: 750-977/000-021</b> Connector ETHERNET; RJ-45; Cat. 6A; straight; Code T568A; AWG 24	750-977 /000-021
	<b>Item no.: 750-977/000-022</b> Connector ETHERNET; RJ-45; Cat. 6A; straight; Code T568B; AWG 24	750-977 /000-022
	<b>Item no.: 750-978/000-011</b> Connector ETHERNET; RJ-45; Cat. 6A; straight; Code T568A; AWG 22; Strain relief	750-978 /000-011
	<b>Item no.: 750-978/000-012</b> Connector ETHERNET; RJ-45; Cat. 6A; straight; Code T568B; AWG 22; Strain relief	750-978 /000-012
	<b>Item no.: 750-978/000-021</b> Connector ETHERNET; RJ-45; Cat. 6A; straight; Code T568A; AWG 24; Strain relief	750-978 /000-021
	<b>Item no.: 750-978/000-022</b> Connector ETHERNET; RJ-45; Cat. 6A; straight; Code T568B; AWG 24; Strain relief	750-978 /000-022
	<b>Item no.: 750-979/000-011</b> Connector ETHERNET; RJ-45; Cat. 6A; angled; Code T568A; AWG 22; Strain relief	750-979 /000-011
	<b>Item no.: 750-979/000-012</b> Connector ETHERNET; RJ-45; Cat. 6A; angled; Code T568B; AWG 22; Strain relief	750-979 /000-012
	<b>Item no.: 750-979/000-021</b> Connector ETHERNET; RJ-45; Cat. 6A; angled; Code T568A; AWG 24; Strain relief	750-979 /000-021
	<b>Item no.: 750-979/000-022</b> Connector ETHERNET; RJ-45; Cat. 6A; angled; Code T568B; AWG 24; Strain relief	750-979 /000-022
<b>system box</b>		

	<b>Item no.: 850-804</b> IP65 enclosure; Stainless steel; WxHxD (400x123x200 mm); 4 x M20, 16 x M16, 28 x M12 cable grip		850-804
	<b>Item no.: 850-804/000-001</b> IP65 enclosure; Stainless steel; WxHxD (400x123x200 mm); 2 x M20, 13 x M16, 32 x M12 cable grip	/000-001	850-804
	<b>Item no.: 850-805</b> IP65 enclosure; Stainless steel; WxHxD (600x123x200 mm); 4 x M20, 19 x M16, 67 x M12 cable grip		850-805
	<b>Item no.: 850-814/002-000</b> IP65 enclosure; Sheet steel (RAL 7035); WxHxD (200x120x200 mm); without flange plate	/002-000	850-814
	<b>Item no.: 850-815/002-000</b> IP65 enclosure; Sheet steel (RAL 7035); WxHxD (300x120x200 mm); without flange plate	/002-000	850-815
	<b>Item no.: 850-816/002-000</b> IP65 enclosure; Sheet steel (RAL 7035); WxHxD (400x120x200 mm); without flange plate	/002-000	850-816
	<b>Item no.: 850-817/002-000</b> IP65 enclosure; Sheet steel (RAL 7035); WxHxD (600x120x200 mm); without flange plate	/002-000	850-817
	<b>Item no.: 850-825</b> IP65 enclosure; Aluminium (RAL 7032); WxHxD (160x100x160 mm); 9 x M12, 4 x M20		850-825
	<b>Item no.: 850-826</b> IP65 enclosure; Aluminium (RAL 7032); WxHxD (240x100x160 mm); 4 x M20, 4 x M16, 14 x M12 cable grip		850-826
	<b>Item no.: 850-826/002-000</b> IP65 enclosure; Aluminium (RAL 7035); WxHxD (240x100x160 mm); 4 x M20, 4 x M16, 14 x M12 cable grip	/002-000	850-826
	<b>Item no.: 850-827</b> IP65 enclosure; Aluminium (RAL 7032); WxHxD (320x100x160 mm); 4 x M20, 8 x M16, 17 x M12 cable grip		850-827
	<b>Item no.: 850-827/002-000</b> IP65 enclosure; Aluminium (RAL 7035); WxHxD (320x100x160 mm); 4 x M20, 8 x M16, 17 x M12 cable grip	/002-000	850-827
	<b>Item no.: 850-828</b> IP65 enclosure; Aluminium (RAL 7032); WxHxD (480x100x160 mm); 4 x M20, 10 x M16, 35 x M12 cable grip		850-828
	<b>Item no.: 850-828/002-000</b> IP65 enclosure; Aluminium (RAL 7035); WxHxD (480x100x160 mm); 4 x M20, 10 x M16, 35 x M12 cable grip	/002-000	850-828
	<b>Item no.: 850-834</b> IP65 enclosure; Polyester (RAL 7032); WxHxD (164x100x164 mm); 9 x M12, 4 x M20		850-834
	<b>Item no.: 850-835</b> IP65 enclosure; Polyester (RAL 7032); WxHxD (244x100x164 mm); 4 x M20, 4 x M16, 14 x M12 cable grip		850-835
	<b>Item no.: 850-836</b>		



IP65 enclosure; Polyester (RAL 7032); WxHxD (324x100x164 mm); 4 x M20, 8 x M16, 17 x M12 cable grip

850-836

**General accessories**



**Item no.: 750-921**  
Bluetooth® Adapter; light gray

750-921



**Item no.: 750-923**  
Configuration cable; USB connector; Length: 2.5 m; black

750-923



**Item no.: 750-923/000-001**  
Configuration cable; USB connector; Length: 5 m

750-923

/000-001

**memory card**



**Item no.: 758-879/000-001**  
Memory Card SD; SLC-NAND; 2 GByte; Temperature from -40 to 90 °C

758-879

/000-001

**Downloads**

**Documentation**

**Manual**

PFC200 G2 2ETH RS 2 x ETHERNET, RS-232 / RS-485	V 1.2.0 Jul 25, 2019	pdf 5.0 MB	Download
WAGO MODBUS Master Configurator for configuration of MODBUS networks in WAGO-I/O-PRO (CODESYS)	V 1.1.0	pdf 1.8 MB	Download
Cyber Security for Controller PFC100 / PFC200	V 1.2.0	pdf 8.3 MB	Download
e!RUNTIME EtherCAT® Master	V 1.1.1 Jul 23, 2019	pdf 879.5 kB	Download
e!COCKPIT Application Note WAGO Gateway Application The WAGO Gateway Application for the WAGO 750-8212 PFC200 2nd Generation enables communication between different bus and/or communication systems and shortens the integration time. The user-friendly web interface allows the user to exchange information and measured values between different systems. The pre-configured application shortens startup times, especially in building technology. The WAGO Gateway Application currently enables communication with Modbus RTU, Modbus IP (TCP/UDP) and KNX-TP devices. Every conceivable combination is possible.	V 1.0.0.0 Apr 25, 2019	pdf 8.7 MB	Download

**Bid Text**



750-8212		docx 22.4 kB	Download
<b>Tutorial</b>			
Set IP address with Ethernet Settings In this video we are demonstrating how you can set a IP address with Ethernet Settings. Content: 00:27 – Chapter #1 Download and install software; 00:56 – Chapter #2 Open Ethernet Settings; 01:10 – Chapter #3 Establish serial Connection; 01:34 – Chapter #4 Set IP address; 02:10 – Chapter #5 Check IP address	3.0 Dec 18, 2017	mp4 88.3 MB	Download
Establish connection to a controller using SSH In this video we are demonstrating how to establish a SSH connection with a controller using for example PuTTY to be able to work with the LINUX console. Contents: 0:21 Download and install the SSH client; 0:40 Establish the SSH connection; 0:50 Log on to the Controller	1.0 Aug 5, 2017	mp4 29.0 MB	Download
<b>Additional Information</b>			
Disposal; Electrical and electronic equipment, Packaging	V 1.0.0	pdf 265.8 kB	Download
e!RUNTIME EtherCAT® Master	V 1.1.1 Jul 23, 2019	pdf 879.5 kB	Download
<b>System Description</b>			
Overview on WAGO-I/O-SYSTEM 750 approvals		pdf 780.2 kB	Download
Controller PFC100/200, General Product Information		pdf 591.2 kB	Download
Design Notes Basic conditions and recommendations for higher operational safety	V 2.0.0	pdf 1.5 MB	Download
<b>Application Notes</b>			
<b>Application Note CoDeSys 2.3</b>			
WagoConfigToolLIB The library WagoConfigToolLIB.lib library provides function blocks for accessing the device configuration (e.g., network settings, data and time, ongoing services).	1.0.0	pdf 349.1 kB	Download
ModuleAccess_01.lib The ModuleAccess_01 library provides both module configuration and access to its process data within a CoDeSys project without the use of WAGO I/O Check.	1.7 Jan 18, 2018	zip 1.5 MB	Download
Connection of Thermokon Multi-function room control units WRF 08	Apr 10, 2019	zip 876.4 kB	Download



The fundamental way of carrying out the communication between the WAGO I/O System and the multi-function room operating panel (WRF08 RS485 Modbus) from Thermokon is described in this application note.

Application Note Connecting with an iPod Touch This Application Note explains the basic procedures for access to the WAGO Ethernet Controller 750-8xx or the WAGO Ethernet Coupler 750-3xx using an iPod Touch.	30.03.2011 Oct 28, 2011	zip 439.1 kB	Download
--	----------------------------	-----------------	----------

Application Note Library WagoDatalogger_02 This application note describes the use of the WagoDatalogger_02.lib library. Up to 80 analog or digital signals can be recorded.	10.03.2016 Apr 4, 2016	zip 1.3 MB	Download
---	---------------------------	---------------	----------

Connection of Thermokon Multi-function room control units WRF 06 The fundamental method of setting up communication between the WAGO I/O System and the multi-function room operating panel (WRF06 RS485 Modbus) from Thermokon is described in this application note.	Apr 8, 2016	zip 845.9 kB	Download
---	-------------	-----------------	----------

HLK-Anlagenmakros für TRIC In dieser Zip-Datei finden Sie Vorlagen und Makros für die Planungssoftware TRIC. TRIC ist ein Werkzeug für Planer und Errichter von HLK-Anlagen, das den Richtlinien der VOB, VDI und DIN EN ISO entspricht.	Jul 10, 2015	zip 76.8 MB	Download
---	--------------	----------------	----------

Application Note for the 750-494 3-Phase Power Measurement Module The application note for the 3-Phase Power Measurement Module 750-494 shows how the measured values of the power measurement module can be read. It is also shown how the power module can be configured using the WAGO-I/O-PRO- V2.3 visualization tool.	24.01.2014 Nov 11, 2014	zip 1.7 MB	Download
--	----------------------------	---------------	----------

Application Note: DMX_02 This application note describes how a DMX master for DMX device control can be performed via 750-652 serial interface.	26.04.2017 Apr 26, 2017	zip 751.0 kB	Download
--	----------------------------	-----------------	----------

Application Note for the 750-495 3-Phase Power Measurement Module The application note for the 3-Phase Power Measurement Module 750-495 shows how the measured values of the power measurement module can be read. It is also shown how the power module can be configured using the WAGO-I/O-PRO- V2.3 visualization tool.	24.01.2014 Jan 24, 2014	zip 1.8 MB	Download
--	----------------------------	---------------	----------

e!COCKPIT application note WagoLibCloud This application note explains how the WAGO controllers PFC100 and PFC200 can communicate with cloud services like Microsoft Azure (WAGO Cloud), Amazon AWS and IBM Bluemix. Data could be send to the cloud and commands could receive from the cloud. The libraries WagoLibCloud for WAGO-I/O-PRO V2.3 and WagoAppCloud for e!COCKPIT are used.	2019-07-17 Jul 17, 2019	zip 4.0 MB	Download
--	----------------------------	---------------	----------

HVAC System Macros WAGO provides system macros for HVAC applications that are based on Building_HVAC_03.lib.	10.03.2017 Mar 15, 2019	zip 13.6 MB	Download
---	----------------------------	----------------	----------

Application note Cloud Connectivity



<p>This application note explains how the WAGO controllers PFC100 and PFC200 can communicate with cloud services like Microsoft Azure (WAGO Cloud), Amazon AWS and IBM Bluemix. Data could be send to the cloud and commands could receive from the cloud. The libraries WagoLibCloud for WAGO-I/O-PRO V2.3 and WagoAppCloud for e!COCKPIT are used.</p>	<p>2019-07-17 Jul 17, 2019</p>	<p>zip 4.1 MB</p>	<p>Download</p>
<p>Application Note: EnOcean_06 Library</p> <p>This application note describes how communication between the WAGO-I/O-SYSTEM and different EnOcean wireless sensors can be implemented using the EnOcean_06.lib library.</p>	<p>30.11.2016 Nov 30, 2016</p>	<p>zip 842.0 kB</p>	<p>Download</p>
<p>Anbindung der HKW-Elektronik Wetterprognose-Station WS-K xx T ModBus</p> <p>Dieser Anwendungshinweis beschreibt, wie die Kommunikation zwischen dem WAGO-I/O-System und einer HKW-Elektronik Wetterprognose-Station Kompakt realisiert werden kann.</p>	<p>V 1.1 Jul 7, 2017</p>	<p>zip 781.1 kB</p>	<p>Download</p>
<p>Application Note Data Plotter</p> <p>The Data Plotter is a Web application that can be used as a visualization tool for the data logger. It allows the user to graphically display data captured by the data logger library (WAGO_Datalogger_02.lib for CODESYS V2.3 and WagoAppDatalogger for e!COCKPIT from V1.2.100.6023).</p>	<p>V 2019-07-04 Jul 5, 2019</p>	<p>zip 7.4 MB</p>	<p>Download</p>
<p>HART Tool Routing via ETHERNET with 750-820x/750-88x and CODESYS 2.3 (a116120)</p> <p>This application note describes how to set up asset management systems, which facilitate simple, efficient configuration of HART field devices. With the Cerabar PMC51 (Endress+Hauser) as an example, a connection is established from any HART sensor to a WAGO PROFIBUS Controller and a WAGO ETHERNET Fieldbus Coupler. The configuration is made with the asset management software WAGOframe, PACTware und FieldCare.</p>	<p>1.0.0 Mar 22, 2019</p>	<p>pdf 3.9 MB</p>	<p>Download</p>
<p>Application Note Scheduler_03.lib</p> <p>This application note describes different applications of the Scheduler_03.lib library.</p>	<p>May 20, 2011</p>	<p>zip 1.8 MB</p>	<p>Download</p>
<p>Anwendungshinweis für die Steuerung eines Iigus robolink</p> <p>Der Anwendungshinweis beschreibt anhand einer Demoapplikation die Steuerung eines Iigus robolink® Roboterarms mit sechs Achsen. Als Steuerung wird ein Wago PFC200 (Art.-Nr. 750-8202) verwendet.</p>	<p>12.11.2015 Nov 12, 2015</p>	<p>zip 1.3 MB</p>	<p>Download</p>
<p>Connection of a Thermokon Thanos SR L MODBUS room control unit to the WAGO-I/O-SYSTEM</p> <p>The fundamental method of setting up communication between the WAGO I/O System and the Thanos SR L MODBUS room operating panel from Thermokon is described in this application note.</p>	<p>02.05.2013 May 13, 2013</p>	<p>zip 313.2 kB</p>	<p>Download</p>
<p>Erreichen der Linuxkonsole des PFC200 (a100701)</p> <p>Besonders bei Linux-basierten Geräten kann die Verwendung der Linux-Konsole des Gerätes dem Entwickler helfen schnell an benötigte Informationen z.B. über die Konfiguration des Gerätes zu gelangen. Dieser Anwendungshinweis beschreibt verschiedene gängige Methoden die Linux-Konsole eines PFC200 von einem PC aus zu Erreichen und zu Verwenden und mögliche Hürden, die dabei existieren.</p>	<p>V1.0.0 Aug 29, 2016</p>	<p>zip 521.3 kB</p>	<p>Download</p>



<p>Application Note PowerMeasurement_03 Library</p> <p>This application note describes how current, voltage, effective power, power factor and energy consumption can be measured using 3-phase power measurement modules (750-493).</p>	<p>19.01.2011 Mar 19, 2012</p>	<p>zip 954.5 kB</p>	<p>Download</p>
<p>Application Note Weather Station Elsner P03 Modbus</p> <p>This application note describes how communication can be set up between the WAGO I/O System and the ELSNER P03/3 weather station with a Modbus interface.</p>	<p>01.12.2011 Oct 28, 2011</p>	<p>zip 275.6 kB</p>	<p>Download</p>
<p>GRUNDFOS GENIbus interface, application note</p> <p>This application note describes how communication between the WAGO-I/O-SYSTEM and the Grundfos MAGNA series circulation pumps can be performed via GENIbus interface.</p>	<p>20.03.2017 Mar 20, 2017</p>	<p>zip 286.6 kB</p>	<p>Download</p>
<p>Connection of DMX devices to the WAGO-I/O-SYSTEM via the ArtNet-DMX STAGE-PROFI 1.1</p> <p>This application note describes connecting the ArtNet-DMX STAGE-PROFI 1.1 to the WAGO-I/O-SYSTEM. The ArtNet-DMX STAGE-PROFI 1.1 can be operated as a DMX master and a DMX slave.</p>	<p>11.01.2013 Jan 11, 2013</p>	<p>zip 1.5 MB</p>	<p>Download</p>
<p>Application Note: MpBus_03 Library</p> <p>This Application Note explains how a WAGO fieldbus controller sets up communication to the MP-bus actuators via the MP-bus master module (750-643).</p>	<p>V 1.0.2 Apr 13, 2018</p>	<p>zip 1.4 MB</p>	<p>Download</p>
<p>Application Note Library ModuleAccess_01</p> <p>These instructions describe the use of the ModuleAccess_01.lib library using 4 examples.</p>	<p>Jan 29, 2016</p>	<p>zip 1.0 MB</p>	<p>Download</p>
<p>Application note for installing a MySQL-Server on a PFC-Controller</p> <p>This Application Note explains how a MySQL-Server can be set up and used on a PFC 200. The Application shows how measurement values of the 3-Phase Power Measurement Module can be written into a database.</p>	<p>V 1.0.4 May 16, 2019</p>	<p>zip 4.5 MB</p>	<p>Download</p>
<p><b>Application Note e!COCKPIT</b></p>			
<p>e!COCKPIT application note WagoLibCloud</p> <p>This application note explains how the WAGO controllers PFC100 and PFC200 can communicate with cloud services like Microsoft Azure (WAGO Cloud), Amazon AWS and IBM Bluemix. Data could be send to the cloud and commands could receive from the cloud. The libraries WagoLibCloud for WAGO-I/O-PRO V2.3 and WagoAppCloud for e!COCKPIT are used.</p>	<p>2019-07-17 Jul 17, 2019</p>	<p>zip 4.0 MB</p>	<p>Download</p>
<p>SNMP Communication (a500850)</p> <p>This application note explains how the WAGO controllers PFC100 and PFC200 can communicate via SNMP: Sending traps / inform notifications, creating an MIB and using the controller as an SNMP agent. To do so, the SNMP-specific libraries for WAGO-I/O-PRO V2.3 and e!COCKPIT are used.</p>	<p>V1.1.0 Aug 19, 2019</p>	<p>zip 4.0 MB</p>	<p>Download</p>
<p>HART Tool Routing via ETHERNET with 750-820x and e!RUNTIME (a116130)</p>	<p>1.0.0 Mar 22, 2019</p>	<p>pdf 2.9 MB</p>	<p>Download</p>





This application note describes how to set up asset management systems, which facilitate simple, efficient configuration of HART field devices.

With the Cerabar PMC51 (Endress+Hauser) as an example, a connection is established from any HART sensor to a WAGO PROFIBUS Controller and a WAGO ETHERNET fieldbus coupler. The configuration is made with the asset management software WAGOframe, PACTware und FieldCare.

eCOCKPIT application note installation MySQL-Server This Application Note explains how a MySQL-Server can be set up and used on a PFC 200. The Application shows how measurement values of the 3-Phase Power Measurement Module can be written into a database.	2019-07-10 Jul 10, 2019	pdf 1.9 MB	Download
--	----------------------------	---------------	----------

## Libraries

### Library

WagoLibLed This library contains function blocks that can be used for control and querying of the user LEDs and for querying of the status LEDs. Depending on the device design, not all of the user or status LEDs may be provided.	1.0.0	pdf 516.5 kB	Download
WagoConfigToolLIB The library WagoConfigToolLIB.lib library provides function blocks for accessing the device configuration (e.g., network settings, data and time, ongoing services).	1.0.0	pdf 349.1 kB	Download
WagoLibDiagnosticIDs This library is used to take part in an internal diagnostics protocol via an IEC-61131 application. You can define your own IDs and provide your own texts for this. You can also transmit your own diagnostics IDs. Diagnostics generated in this manner are saved in the system log and displayed in text form, for example, in the WBM.	1.0.0	pdf 298.2 kB	Download
WagoLibNetSnmpManager The "WagoLibNetSnmpManager.lib" library is used to implement SNMP manager functions. This makes it possible to access other SNMP agents as well as call and modify OIDs via an IEC program.	1.1.0	pdf 1.1 MB	Download
WagoLibCpuUsage This library enables you to determine the CPU load (usage).	1.0.0	pdf 265.7 kB	Download
ModuleAccess_01.lib The ModuleAccess_01 library provides both module configuration and access to its process data within a CoDeSys project without the use of WAGO I/O Check.	1.7 Jan 18, 2018	zip 1.5 MB	Download
WAGO_Datalogger_02.lib The FbDatalogger function block logs entries from up to 80 channels at an interval of min. one second in a CSV file.	2.4 Nov 13, 2017	zip 678.0 kB	Download
Library WagoLibCloud_02.lib	V2.2.3 Apr 29, 2019	zip 57.1 kB	Download



Die Bibliothek dient zur Kommunikation des WAGO Controller PFC100 und PFC200 mit Cloud Diensten wie Microsoft Azure (WAGO Cloud), Amazon AWS and IBM Bluemix. Daten können zur Cloud gesendet und Kommandos von der Cloud empfangen werden.

## Engineering-Software

### e!COCKPIT

<i>e!COCKPIT</i> Register at no cost and test our engineering software for 30 days.	V 1.5.1 Jul 10, 2019	ZIP 2.8 GB	Download
--	-------------------------	---------------	----------

### Configuration and Commissioning Software

WAGO-IO-PRO Demo-Version (759-912) / Serie 750, 758 und 762	2.3.9.55 Jul 3, 2015	zip 108.3 MB	Download
---	-------------------------	-----------------	----------

## Runtime Software

### Linux® Toolchain

Linux® Board Support Package (BSP) With the PFC BSP, WAGO offers Linux® enthusiasts the opportunity to compile the PFC firmware themselves, and to expand it according to their own wishes.	2018.2.8.FW(11)35 Aug 27, 2018	TXT 14.1 kB	Download
--	-----------------------------------	----------------	----------

The WAGO PFC BSP includes a Pengutronix build environment, optimized for the PFC, and the OSELAS Toolchain, which open up the following possibilities, among others:

- Expanding the firmware functions using open source packages like: Python, SQLite3, PHP, etc.
- Compiling their own C/C++ applications with direct or indirect bus access to the local bus, CANopen, or PROFIBUS.
- Compiling external libraries using CODESYS V2 to expand the PLC applications.
- There are detailed instructions for many of these tasks and ideas (see How To's).

## Firmware

Firmware: 750-8212 Controller PFC200; 2nd Generation; 2 x ETHERNET, RS-232/-485; light gray	13 Jul 11, 2019	zip 83.4 MB	Download
---	--------------------	----------------	----------

## IoT/ Cloud

### Cloud Connectivity

Cloud Connectivity beta version	Jun 4, 2019	ZIP 8.7 MB	Download
---------------------------------	-------------	---------------	----------



Since January 2018, cloud connectivity has been a component of Firmware 11. Thus, all WAGO PFCs are inherently IoT-ready, so they can send data from the field level to the cloud via MQTT. Here, the data can be aggregated and used for analysis. New features are provided as beta versions. Register here at no cost to test the latest beta functions.

---

#### "Remote Access" Beta Software

"Remote Access" Beta Software	V 0.9.0.2	ZIP	Download
Register for the beta version of "Remote Access" for the WAGO Cloud.	Jul 25, 2019	1.3 MB	

---

#### CAD/CAE - Smart Data

##### CAD data

3D Download 750-8212	URL	Download
----------------------	-----	----------

---

#### Product family

**Controller 750**  
[Show all products from the family](#)

Subject to changes.

---