


Data sheet | Item number: 770-133

Plug; with strain relief housing; 3-pole; Cod. A



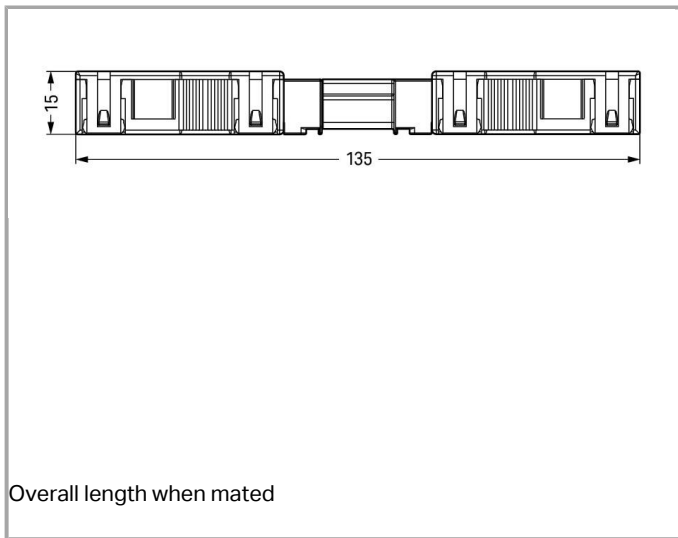
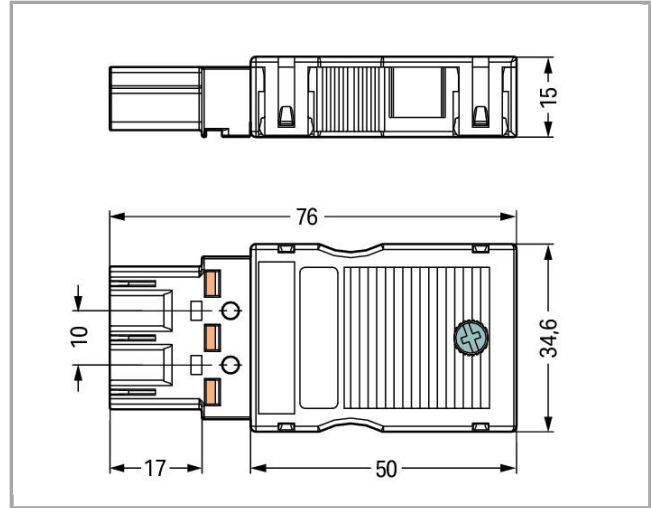
770-133



RoHS  
Compliant ✓

[BOMcheck.net](https://www.bomcheck.net)

Color:



Overall length when mated

Item description

White coding A (L N)

Note:



All connectors for mounted installations (snap-in versions for lighting fixtures or devices, all types of PCB and distribution connectors) are factory-equipped with locking levers to ensure plugs and sockets are securely locked. Additional locking levers are only required for flying leads (plug/socket).

#### Safety information 1:

Application note for the U.S. market (USR): Some versions may also be used for current interruption in accordance with the UL certificate in select applications with currents below 16 A and voltages up to 600 V. For further information, please contact your local sales office.

## Data

### Electrical data

#### Note on Contact Resistance

approx. 1mΩ contact resistance

approx. 0.25mΩ contact transition plug/socket

### Ratings per IEC/EN 60664-1

Rated voltage (III / 3)	250 V
Rated impulse voltage (III / 3)	4 kV
Rated current	25 A

### Approvals per UL 1977

Rated voltage per UL 1977 (factory wiring only)	600 V
Rated current per UL 1977 (factory wiring only)	23 A

### Connection data

Connection technology	Push-in CAGE CLAMP®
Actuation type	Operating tool Push-in
Nominal cross section	4 mm <sup>2</sup>
Solid conductor	0.5 ... 4 mm <sup>2</sup> / 20 ... 12 AWG
Solid conductor, push-in termination	1.5 ... 4 mm <sup>2</sup> / 16 ... 12 AWG
Stranded conductor	0.5 ... 2.5 mm <sup>2</sup> / 20 ... 14 AWG
Fine-stranded conductor	0.5 ... 4 mm <sup>2</sup> / 20 ... 12 AWG
Fine-stranded conductor with ferrule with plastic collar	0.25 ... 1.5 mm <sup>2</sup> / 20 ... 16 AWG
Fine-stranded conductor with ferrule without plastic collar	0.25 ... 2.5 mm <sup>2</sup> / 20 ... 14 AWG
Strip length	9 mm / 0.35 inch
Note (strip length)	see also packaging or instructions
No. of poles	3
Total number of connection points	6



Total number of potentials	3
Ground function	with preceding GND contact
Connectable sheathed cable diameter	8 ... 11.5 mm
Conductor entry direction to mating direction	0°
Strip length	55 mm

### Geometrical Data

Pin spacing	10 mm / 0.394 inch
Width	34.6 mm / 1.362 inch
Height	15 mm / 0.591 inch
Depth	75.9 mm / 2.988 inch

### Mechanical data

Coding	A
Mating force of a plug-in connection	approx. 20 ... 70 N (depending on pole number)
Retention force of a plug-in connection	When locked: > 80 N
Unmating force of a plug-in connection	when unlocked: approx. 20 ... 70 N (depending on pole number)
Number of mating cycles	200, without resistive load  100, with resistive load $I_N = 25A$ , tested (4 mm <sup>2</sup> /AWG 12)
Marking	L N
Protection class	IP20
Note on protection class	Only in mated condition with strain relief housing (These compact connectors are not designed for use in open, easily accessible areas.)
Potential marking	L N

### Plug connection

Contact type (pluggable connector)	Male connector/plug
Connector connection type	for conductors
Mismating protection	Yes
Locking of plug-in connection	locking lever
Locking lever	no
Strain relief	Strain relief housing

### Material Data

Color	white
Insulating material	Polyamide 66 (PA 66)

Flammability class per UL94	V0
Clamping spring material	Chrome nickel spring steel (CrNi)
Contact material	Copper or copper alloy, surface-treated
Fire load	0.459 MJ
Strain relief color	white
Weight	19.993 g

### Environmental Requirements


Surrounding air (operating) temperature	-35 ... 85 °C
Processing temperature	-5 ... +40 °C
Continuous operating temperature	-35 ... +85 °C
Note on Continuous Service Temperature	Insulating parts for temperatures $\leq 105$ °C

### Commercial data


Product Group	20 (WINSTA)
Country of origin	DE
GTIN	4044918254120
Customs Tariff No.	85366990990

### Approvals / Certificates

#### Country specific Approvals

Logo	Approval	Additional Approval Text	Certificate name
	CCA DEKRA Certification B.V.	EN 61535	2173495.02
	CCA DEKRA Certification B.V.	IEC 61535	NL-32105
	VDE VDE Prüf- und Zertifizierungsinstitut	EN 61535	40029808

#### Ship Approvals

Logo	Approval	Additional Approval Text	Certificate name
	ABS American Bureau of Shipping	-	14- HG1241528- PDA
	DNV GL Det Norske Veritas, Germanischer Lloyd	-	TAE00001Z6




<b>DNV GL</b>	-	TAE00001Z6
Det Norske Veritas, Germanischer Lloyd		





<b>LR</b>	IEC 61984	02/20050 (E6)
Lloyds Register		

**UL-Approvals**

Logo	Approval	Additional Approval Text	Certificate name
	<b>cURus</b> Underwriters Laboratories Inc.	UL 1977	E45171 Sec. 9

**Compatible products**




**tools**

	<b>Item no.: 210-720</b> Operating tool with partially insulated shaft; Type 2, blade (3.5 x 0.5) mm	210-720
	<b>Item no.: 770-383</b> Operating tool; 3-way	770-383

**Coding**

	<b>Item no.: 770-401</b> Coding pin; for plugs; Plastic	770-401
--	--	---------

**Marking accessories**

	<b>Item no.: 770-450</b> Marker card; Plastic	770-450
	<b>Item no.: 770-450/000-001</b> Marker card; Plastic	770-450 /000-001
	<b>Item no.: 770-450/000-002</b> Marker card; Plastic	770-450 /000-002



Item no.: 770-450/000-005  
Marker card; Plastic

770-450  
/000-005

770-450



Item no.: 770-450/000-006  
Marker card; Plastic

770-450  
/000-006

770-450



Item no.: 770-450/000-012  
Marker card; Plastic

770-450  
/000-012

770-450

**protection**



Item no.: 770-360  
Lockout cap; for plugs; 5-pole; separable

770-360

**Locking lever**



Item no.: 770-101  
Locking lever; for flying leads; for manual operation

770-101



Item no.: 770-111  
Locking lever; for flying leads; for tool operation

770-111



Item no.: 770-121  
Locking lever; for flying leads; for manual operation

770-121



Item no.: 770-131  
Locking lever; for flying leads; for tool operation

770-131

**Downloads**

**Documentation**

**Bid Text**

770-133	Apr 4, 2012	doc	Download
WINSTA MIDI 3-polig		24.1 kB	

**CAD/CAE - Smart Data**

**CAD data**

3D Download 770-133	URL	Download
---------------------	-----	----------

Subject to changes.