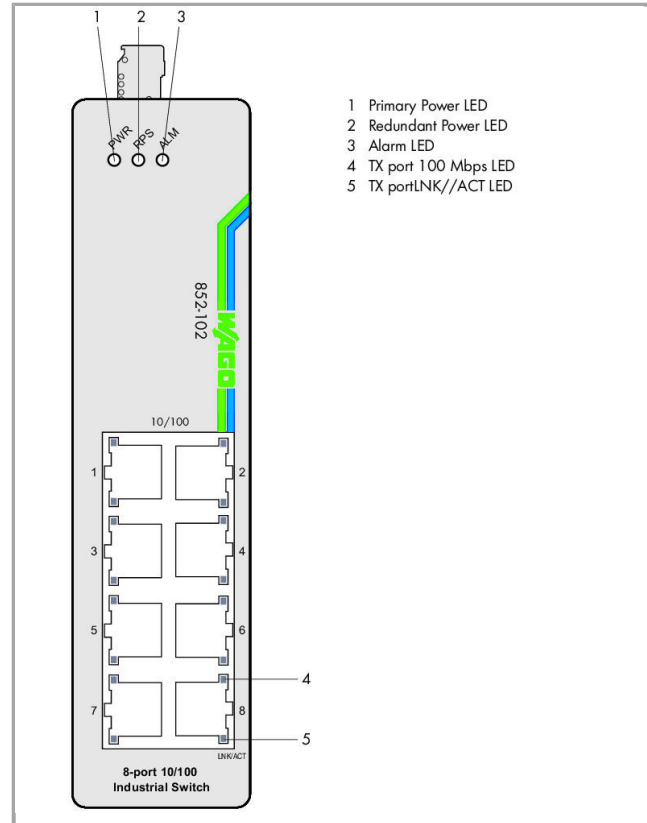

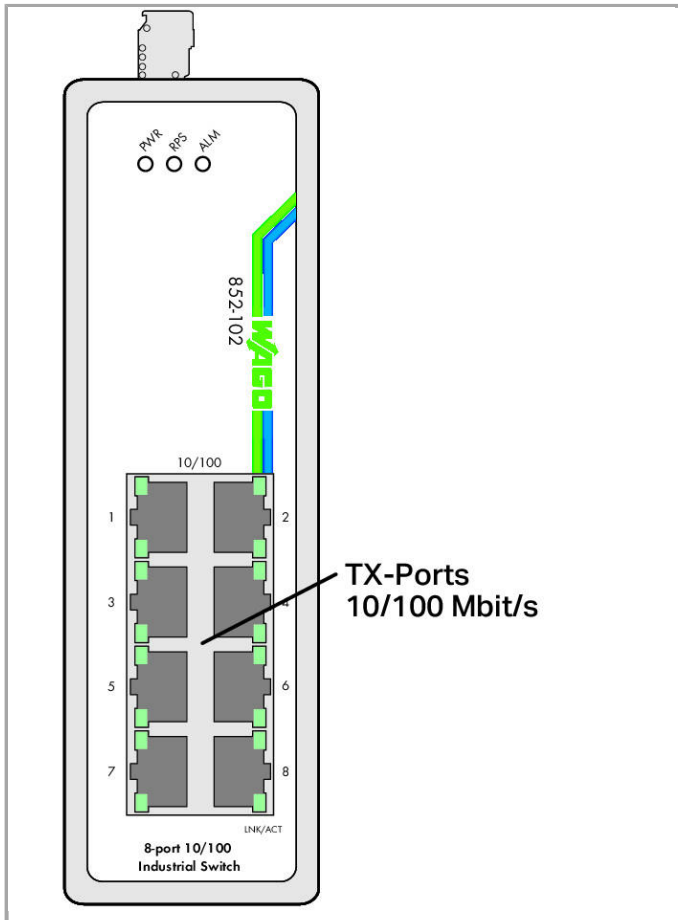


852-102



RoHS 
 Compliant


Color: 

Item description

The 852-102 Industrial Switch is an 8-port 10/100Base-TX Ethernet switch.

The switch has a rugged housing, redundant power supply and function monitoring with a relay. These functions make it ideal for a wide range of applications.

Features:

- Redundant DC power supply
- Large supply voltage range: 9 ... 48 V
- DIP switches to set alarm functions
- Full compliance with IEEE802.3, 802.3u standards
- Non-blocking, store-and-forward switching
- Autonegotiation at all 10/100Base TX ports

- Auto-MDI/MDIX (crossover) at all 10/100Base TX ports

Data

Technical Data

Switchingmodus	Store-and-forward, non-blocking
Number of 100Base-TX ports	8
Communication standards	IEEE 802.3 10BASE-T IEEE 802.3u 100BASE-TX IEEE 802.3x Flow Control
Redundancy function	Redundant DC power supply
Configuration options	DIP switch for signal contact
Diagnostics	Signal contact
MAC table (large)	2000 addresses
Jumbo frame size	1536 Byte
Supply voltage	DC 9 ... 48 V; Leitungslänge < 3 m
Energy consumption max.	5.28 W
Energy consumption typ. (24 V)	4.56 W
Baud rate	Copper cable: 10/100 Mbit/s
Transmission medium (communication/fieldbus)	Copper cable: Cat. 5 oder besser, 100 m maximale Leitungslänge
Paketdurchsatz	148800 pkt/s
Panel	12 x DIP switch: Alarm function power supplies and ports 1 ... 8
Indicators	Device: LED (PWR, RPS) green: Power supply (primary), redundant power supply (secondary); LED (ALM) red: Alarm; per port: LED (100, LNK/ACT) green: Status 100 Mbps, LNK/ACT Port 1 ... 8

Connection data

Connection technology: communication/fieldbus	Copper cable: 8 x RJ-45
Anschlusstechnik: Versorgung	1 x im Gerät verbaute Stiftleiste: 231-436/001-000; mitgelieferte Federleiste (Steckverbinder MCS): 231-106/026-000

Geometrical Data

Width	50 mm / 1.969 inch
Height from upper-edge of DIN-35 rail	120 mm / 4.724 inch
Depth	162 mm / 6.378 inch

Mechanical data

Weight	909 g
Color	black
Housing material	Aluminum
Conformity marking	1

Environmental Requirements








Surrounding air (operating) temperature	-40 ... 70 °C
Surrounding air (storage) temperature	-40 ... 80 °C
Protection class	IP30
Relative air humidity (no condensation)	95 %
Type of mounting	DIN-35 rail
Vibration resistance	acc. to IEC 60068-2-6
Shock resistance	acc. to IEC 60068-2-27
EMC immunity to interference	acc. to EN 61000-6-2
EMC emission of interference	acc. to EN 61000-6-4


Commercial data

Product Group	27 (Special components I/O)
Country of origin	TW
GTIN	4045454665944
Customs Tariff No.	85176200000


Compatible products


wiring and connectors

	Item no.: 750-975 ETHERNET RJ-45 connector, IP20; ETHERNET 10/100 Mbit/s; for field assembly	750-975
	Item no.: 750-976 PROFINET RJ-45 connector, IP20; ETHERNET 10/100 Mbit/s; for field assembly	750-976
	Item no.: 750-977/000-011 Connector ETHERNET; RJ-45; Cat. 6A; straight; Code T568A; AWG 22	750-977 /000-011
	Item no.: 750-977/000-012 Connector ETHERNET; RJ-45; Cat. 6A; straight; Code T568B; AWG 22	750-977 /000-012
	Item no.: 750-977/000-013 Connector PROFINET; RJ-45; Cat. 6A; straight; AWG 22	750-977 /000-013
	Item no.: 750-977/000-021 Connector ETHERNET; RJ-45; Cat. 6A; straight; Code T568A; AWG 24	750-977 /000-021
	Item no.: 750-977/000-022 Connector ETHERNET; RJ-45; Cat. 6A; straight; Code T568B; AWG 24	750-977 /000-022


	Item no.: 750-978/000-011 Connector ETHERNET; RJ-45; Cat. 6A; straight; Code T568A; AWG 22; Strain relief	750-978 /000-011
----------------------------------------------------------------------------------	---------------------------------------------------------------------------------------------------------------------	---------------------


	Item no.: 750-978/000-012 Connector ETHERNET; RJ-45; Cat. 6A; straight; Code T568B; AWG 22; Strain relief	750-978 /000-012
----------------------------------------------------------------------------------	---------------------------------------------------------------------------------------------------------------------	---------------------


	Item no.: 750-978/000-013 Connector PROFINET; RJ-45; Cat. 6A; straight; AWG 22; Strain relief	750-978 /000-013
----------------------------------------------------------------------------------	---------------------------------------------------------------------------------------------------------	---------------------


	Item no.: 750-978/000-021 Connector ETHERNET; RJ-45; Cat. 6A; straight; Code T568A; AWG 24; Strain relief	750-978 /000-021
----------------------------------------------------------------------------------	---------------------------------------------------------------------------------------------------------------------	---------------------


	Item no.: 750-978/000-022 Connector ETHERNET; RJ-45; Cat. 6A; straight; Code T568B; AWG 24; Strain relief	750-978 /000-022
----------------------------------------------------------------------------------	---------------------------------------------------------------------------------------------------------------------	---------------------

	Item no.: 750-979/000-011 Connector ETHERNET; RJ-45; Cat. 6A; angled; Code T568A; AWG 22; Strain relief	750-979 /000-011
----------------------------------------------------------------------------------	-------------------------------------------------------------------------------------------------------------------	---------------------

	Item no.: 750-979/000-012 Connector ETHERNET; RJ-45; Cat. 6A; angled; Code T568B; AWG 22; Strain relief	750-979 /000-012
----------------------------------------------------------------------------------	-------------------------------------------------------------------------------------------------------------------	---------------------

	Item no.: 750-979/000-013 Connector PROFINET; RJ-45; Cat. 6A; angled; AWG 22; Strain relief	750-979 /000-013
------------------------------------------------------------------------------------	-------------------------------------------------------------------------------------------------------	---------------------


	Item no.: 750-979/000-021 Connector ETHERNET; RJ-45; Cat. 6A; angled; Code T568A; AWG 24; Strain relief	750-979 /000-021
------------------------------------------------------------------------------------	-------------------------------------------------------------------------------------------------------------------	---------------------

	Item no.: 750-979/000-022 Connector ETHERNET; RJ-45; Cat. 6A; angled; Code T568B; AWG 24; Strain relief	750-979 /000-022
------------------------------------------------------------------------------------	-------------------------------------------------------------------------------------------------------------------	---------------------

transfer module


	Item no.: 289-172 Interface module for ETHERNET RJ-45	289-172
------------------------------------------------------------------------------------	-----------------------------------------------------------------	---------

	Item no.: 289-175 Interface module for ETHERNET RJ-45	289-175
------------------------------------------------------------------------------------	-----------------------------------------------------------------	---------










	Item no.: 289-195 Interface module for ETHERNET RJ-45; for DIN 35 rail; with shield connection	289-195
------------------------------------------------------------------------------------	----------------------------------------------------------------------------------------------------------	---------

	Item no.: 289-196 Interface module with RJ-45 connectors; CAGE CLAMP®CONNECTION; with LED; Fused	289-196
------------------------------------------------------------------------------------	------------------------------------------------------------------------------------------------------------	---------

power supply

	Item no.: 787-1102 Switched-mode power supply; Compact; 1-phase; 24 VDC output voltage; 1.3 A output current; DC OK signal	787-1102
------------------------------------------------------------------------------------	--------------------------------------------------------------------------------------------------------------------------------------	----------

Item no.: 787-1112

	Switched-mode power supply; Compact; 1-phase; 24 VDC output voltage; 2.5 A output current; DC OK signal	787-1112
Item no.: 787-1122		
	Switched-mode power supply; Compact; 1-phase; 24 VDC output voltage; 4 A output current; DC OK signal	787-1122
Item no.: 787-1602		
	Switched-mode power supply; Classic; 1-phase; 24 VDC output voltage; 1 A output current; NEC Class 2; DC OK signal	787-1602
Item no.: 787-1606		
	Switched-mode power supply; Classic; 1-phase; 24 VDC output voltage; 2 A output current; NEC Class 2; DC OK signal	787-1606
Item no.: 787-1622		
	Switched-mode power supply; Classic; 1-phase; 24 VDC output voltage; 5 A output current; TopBoost; DC OK contact	787-1622
Item no.: 787-1632		
	Switched-mode power supply; Classic; 1-phase; 24 VDC output voltage; 10 A output current; TopBoost; DC OK contact	787-1632
Item no.: 787-1702		
	Switched-mode power supply; Eco; 1-phase; 24 VDC output voltage; 1.25 A output current	787-1702
Item no.: 787-1712		
	Switched-mode power supply; Eco; 1-phase; 24 VDC output voltage; 2.5 A output current	787-1712
Item no.: 787-1722		
	Switched-mode power supply; Eco; 1-phase; 24 VDC output voltage; 5 A output current	787-1722

Downloads

Documentation

Manual

8-Port 100BASE-TX Industrial Switch	V 1.0.1	pdf 418.5 kB	Download
-------------------------------------	---------	-----------------	----------

Bid Text

852-102 Switche	Apr 4, 2012	doc 27.6 kB	Download
--------------------	-------------	----------------	----------

Instruction Leaflet

Operating and Assembly instructions 852-101 / 852-102 / 852-103 / 852-104		pdf 1.7 MB	Download
---------------------------------------------------------------------------	--	---------------	----------

Additional Information

Disposal; Electrical and electronic equipment, Packaging	V 1.0.0	pdf 265.8 kB	Download
----------------------------------------------------------	---------	-----------------	----------

System Description

Industrial Switches – General Product Information		pdf	Download
---------------------------------------------------	--	-----	----------



2.0 MB

CAD/CAE - Smart Data

CAD data

3D Download 852-102

URL

Download

Subject to changes.
