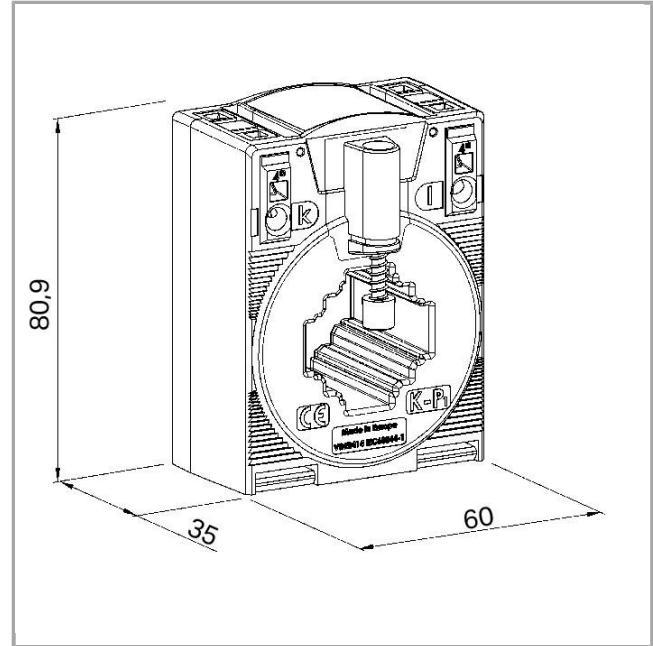


Data sheet | Item number: 855-305/200-501

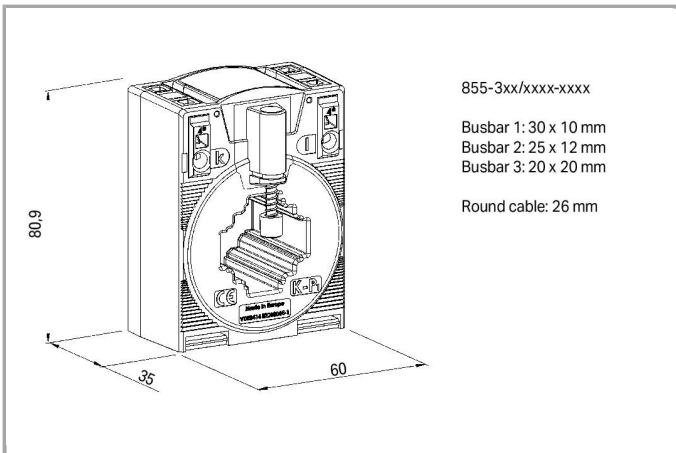
Plug-in current transformer; Primary rated current: 200 A; Secondary rated current: 5 A; Rated power: 5 VA; Accuracy class: 1



855-305/200-501



RoHS  
Compliant



Item description

Short description:



The 855 Series Plug-In Current Transformers are inductive, single-conductor current transformers. Due to the measurement principle used, these current transformers are exclusively designed for AC network applications.

#### Features:

- Screwless CAGE CLAMP® connection technology
- Several mounting options available
- Vibration- and shock-resistant
- High mechanical retention forces
- High current-carrying capacity
- Continuous overload of 120 % the nominal primary current
- Low-voltage current transformer for operating voltages up to max. 1.2 kV
- Can be used in 690 V power networks
- UL recognized components

#### Data

##### Technical Data

##### Input – current transformer

Primary rated current	200 A
Rated continuous thermal current $I_{cth}$	$1.2 \times I_N$
Rated short-time thermal current $I_{th}$	$60 \times I_N / 1 \text{ s (max. 100 kA / 1 s)}$
Overcurrent limiting factor	FS5 / FS10 (type dependent, see type plate inscription)
Rated frequency	50 ... 60 Hz

##### Output – Current transformer

Highest voltage for equipment $U_m$	$1.2 \text{ kV}_{rms} \text{ AC}$
Secondary rated current	5 A
Rated power $S_r$	5 VA

##### Measurement error

Accuracy class	1
----------------	---

##### Safety and protection:

Highest voltage for equipment $U_m$	$\text{AC } 1.2 \text{ kV}_{rms}$
Test voltage	$\text{AC } 6 \text{ kV}; 50 \text{ Hz}; 1 \text{ min}$

##### Connection data

Connection technology	CAGE CLAMP®
-----------------------	-------------



Solid conductor	0.08 ... 4 mm <sup>2</sup> / 28 ... 12 AWG
Fine-stranded conductor	0.08 ... 4 mm <sup>2</sup> / 28 ... 12 AWG
Strip length	9 ... 10 mm / 0.35 ... 0.39 inch

### Geometrical Data

Width	60 mm / 2.362 inch
Height	80.9 mm / 3.185 inch
Depth	52 mm / 2.047 inch

### Mechanical data

Type of mounting	Current transformers (closed) Secured to mounting plate Mounting on carrier rail via carrier rail adapter Mounting on round cable
------------------	--

### Material Data

Insulation class	E
Weight	324 g

### Environmental Requirements

Surrounding air (operating) temperature	-5 ... 50 °C
Surrounding air (storage) temperature	-25 ... 70 °C
Max. operating altitude	1000 m

### Standards and specifications


Conformity marking	1
Standards/specifications	EN 61869-1; EN 61869-2; UL: E356480

### Commercial data

Country of origin	DE
GTIN	4050821749356
Customs Tariff No.	85043129900












### Approvals / Certificates

#### UL-Approvals

Logo	Approval	Additional Approval Text	Certificate name
	UL Underwriters Laboratories Inc.	-	E356480

## Compatible products

### General accessories

	<b>Item no.: 2007-8873</b> Compact terminal block; for current and voltage transformers	2007-8873
	<b>Item no.: 2007-8874</b> Compact terminal block; for current and voltage transformers	2007-8874
	<b>Item no.: 2007-8875</b> Compact terminal block; for current transformer circuit	2007-8875
	<b>Item no.: 2007-8876</b> Compact terminal block; for 3-phase current transformer circuit	2007-8876
	<b>Item no.: 2007-8877</b> Compact terminal block; for current transformer circuit	2007-8877
	<b>Item no.: 2857-570/024-005</b> 3-Phase Power Measurement Module; 3x400/690 V/5 A; Modbus RTU; Digital output; Configuration via software; Supply voltage: 24 VDC	2857-570 /024-005
	<b>Item no.: 857-550</b> Current signal conditioner; Current input signal; Current and voltage output signal; Digital output; Configuration via software; Supply voltage: 24 VDC; 6 mm module width	857-550
	<b>Item no.: 857-569</b> Power signal conditioner; Current and voltage input signal; Current and voltage output signal; Digital output; Configuration via software; Supply voltage: 24 VDC; 6 mm module width	857-569
<b>assembling</b>		
	<b>Item no.: 855-9900</b> Carrier rail adapter	855-9900
	<b>Item no.: 855-9910</b> Quick-mount kit	855-9910
<b>tools</b>		
	<b>Item no.: 210-720</b> Operating tool with partially insulated shaft; Type 2, blade (3.5 x 0.5) mm	210-720

## Downloads

### Documentation

#### Additional Information

Disposal; Electrical and electronic equipment, Packaging

V 1.0.0

pdf  
265.8 kB

Download



## Engineering-Software

### Software for Interface-Products

Interface Configuration Software SMALL The full setup only includes the WAGO Interface Configuration Software.	1.6.2.11 Jan 14, 2019	exe 47.1 MB	Download
Interface Configuration Software FULL The full setup, in addition to the WAGO Interface Configuration Software, includes the installation for the Microsoft .NET Framework.	1.6.2.11 Jan 14, 2019	exe 97.5 MB	Download

## CAD/CAE - Smart Data

### CAD data

3D Download 855-305/200-501	URL	Download
-----------------------------	-----	----------

Subject to changes.