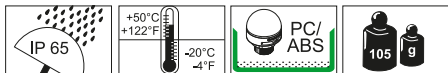
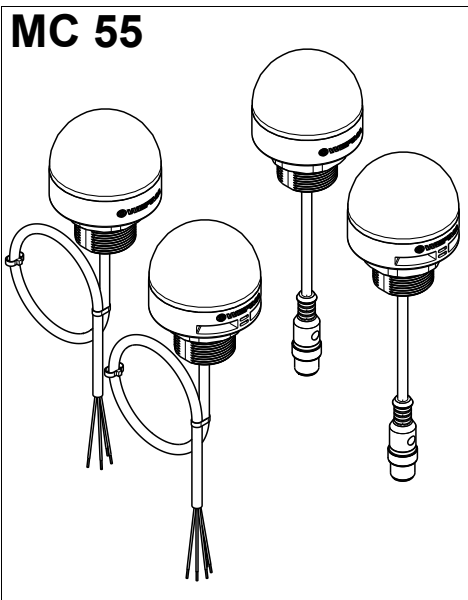


WERMA 240 Multicolour Beacon

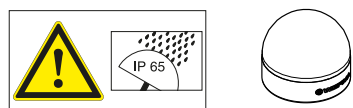
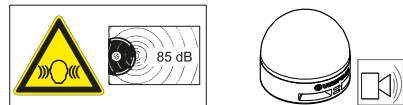
EN 61000-6-2/-6-3/-6-4



MC 55



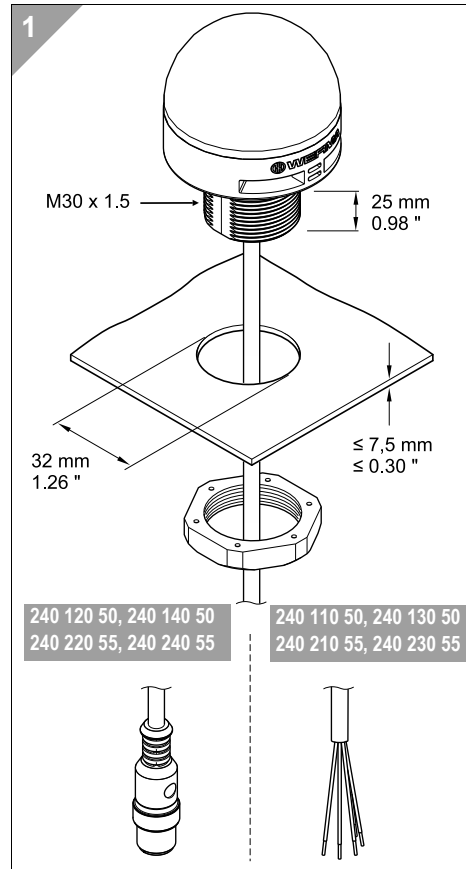
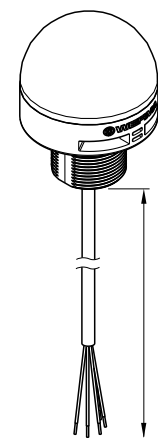
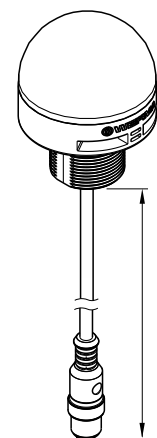
- Ⓓ Anschluss **ausschließlich** durch ausgebildete Elektro-Fachkräfte.
- ⒼⒸ Electrical connection is to be made by trained electrical specialists **only**.
- Ⓕ Le branchement doit **uniquement** être effectué par des professionnels.
- Ⓘ Il collegamento deve essere eseguito **solo** da elettricisti specializzati.
- Ⓔ La conexión **sólo** debe ser realizada por electricistas debidamente formados.
- ⒽⒶ A ligação deve ser feita **exclusivamente** por profissional eléctrico especializado.
- ⒹⒻ De aansluiting mag **enkel** gebeuren door erkende vakmensen.
- ⒸⒶ Připojení smí **provádět** pouze kvalifikovaný personál.
- ⒽⒶ Podłączenie **wyłącznie** przez specjalistów-elektryków.
- ⒻⒾ Liittäminen kuuluu **ainoastaan** koulutettujen sähköalan ammattilaisten tehtäviin.
- ⒽⒶⒸ Подключение проводится только специа- листом-электриком.
- ⒽⒶⒸ Bağlantı **sadece** eğitimli elektrik teknisyenleri tarafından yapılmalıdır.
- ⒸⒹ 布线需由专业电工执行



LED Permanent/ Blinking RGB	240 110 50	10 - 30 V=	I ≤60 mA I ₀ <700 mA
LED Permanent RGB	240 120 50	10 - 30 V=	I ≤60 mA I ₀ <700 mA
LED Permanent/ Blinking RGB	240 130 50	10 - 30 V=	I ≤60 mA I ₀ <700 mA
LED Permanent RGB	240 140 50	10 - 30 V=	I ≤60 mA I ₀ <700 mA
LED Permanent RGY	240 210 55 240 220 55	24 V=	I ≤45 mA I ₀ <150 mA
LED Permanent RGY	240 230 55 240 240 55	24 V=	I ≤45 mA I ₀ <150 mA

240 120 50, 240 140 50
240 220 55, 240 240 55

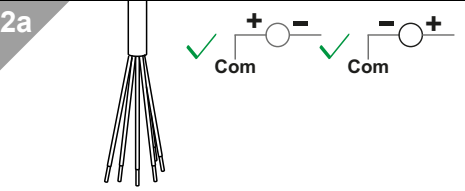
240 110 50, 240 130 50
240 210 55, 240 230 55



240 120 50, 240 140 50
240 220 55, 240 240 55

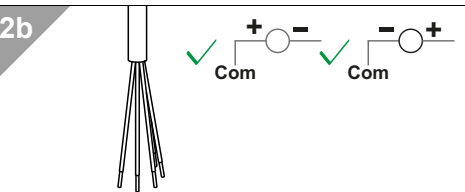
240 110 50, 240 130 50
240 210 55, 240 230 55

2
2a - 240 110 50, 240 130 50
2b - 240 210 55, 240 230 55
2c - 240 120 50, 240 140 50
2d - 240 220 55, 240 240 55



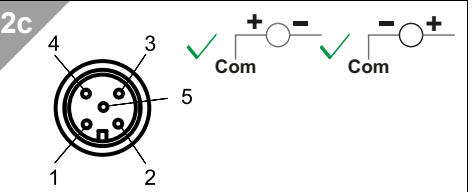
WH Com	Wire				YE Blinking (±V) → Blinking	GY* (±V) *	Colour
	RD	GN	BU	YE			
(±)	(±V)	NC	NC	(±V) → Blinking	(±V) *	RD	
	NC	(±V)	NC			GN	
	(±V)	(±V)	NC			YE	
	NC	NC	(±V)			BU	
	(±V)	(±V)	(±V)			WH	
	(±V)	NC	(±V)			VT	
NC	(±V)	(±V)	TQ				

* 240 130 50
NC = not connected



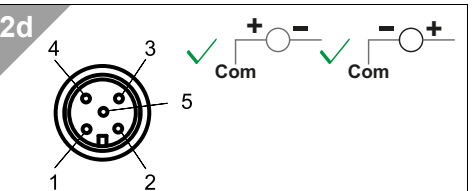
WH Com	Wire				YE Blinking (±V) *	Colour
	RD	GN	YE	GY*		
(±)	(±V)	NC	NC	(±V) *	RD	
	NC	(±V)	NC		GN	
	NC	NC	(±V)		YE	

* 240 230 55
NC = not connected



Pin		3 Com	4	5*	Colour
1	2				
NC	NC	(±)	(±V)	(±V) *	RD
(±V)	NC		NC		GN
(±V)	NC		(±V)		YE
NC	(±V)		NC		BU
(±V)	(±V)		(±V)		WH
NC	(±V)		(±V)		VT
(±V)	(±V)	NC	NC	TQ	

* 240 140 50
NC = not connected



Pin		3 Com	4	5*	Colour
1	2				
NC	NC	(±)	(±V)	(±V) *	RD
(±V)	NC		NC		GN
NC	(±V)		NC		YE

* 240 240 55
NC = not connected

1500 0000 0045_AE
310.240.001
 © D

WERMA
WERMA Signaltechnik GmbH + Co. KG
Dürbheimer Straße 15
78604 Rielheim-Wellheim / Germany

Marking of Hazardous Substances
有害物质标识

WERMA article number 作马依德订货号:
240 230 55, 240 240 55, 240 130 50, 240 140 50
According to the SJ/T 11364-2014 Standard of the People's Republic of China for the Electronic Industry
本标准等同采用国家标准 GB/T 11364-2014 的规定编制

Component 部件名称	Lead lead (Pb)	Mercury 汞 (Hg)	Cadmium (Cd)	Hazardous Substances: 有害物质 Hexavalent Chromium 六价铬 (Cr (VI))	Polybrominated biphenyls 多溴联苯 (PBB)	Polybrominated diphenyl ethers 多溴二苯醚 (PBDE)
Plastic parts 塑料件	0	0	0	0	0	0
Label 标签	0	0	0	0	0	0
PCB and its electronics components 印刷电路板及其电子元件	X*	0	0	0	0	0
Reso disk 树脂盘	0	0	0	0	0	0
MU2 Plug and cable 插头和线缆	0	0	0	0	0	0
Cable tie 扎带	0	0	0	0	0	0

This table was developed according to the provisions of SJ/T 11364-2014
本表格依据 SJ/T 11364-2014 的规定编制

O: The content of such hazardous substance in all homogeneous materials of such component is below the limit required by GB/T 26572-2011.
X: The content of such hazardous substance in all homogeneous materials of such component is beyond the limit required by GB/T 26572-2011.
表示该有害物质在所有材料中的含量均在 GB/T 26572-2011 规定的限量要求以下。
表示该有害物质在所有材料中的含量超出 GB/T 26572-2011 规定的限量要求。
Enterprises may further explain the technical reasons for flicking "X" in the table above according to their actual situation herein.
企业可在此处, 根据实际原因对上表中打"X"的技术原因进行进一步说明。
*Exemptions according to EU RoHS 2011/65 Annex III and IV might be applied
*欧盟 RoHS 2011/65 附件 III 和 IV 的豁免可能适用

■ Restricted substances beyond limit required by GB/T 26572-2011.
有害物质含量超出 GB/T 26572-2011 的限值
EUP (Environment Friendly Use Period) 环保年限

Rielheim 里基姆, 23.11.2018
ppa. 授权 C. Höhler
Director R&D 研发总监

WERMA
WERMA Signaltechnik GmbH + Co. KG
Dürbheimer Straße 15
78604 Rielheim-Wellheim / Germany

Marking of Hazardous Substances
有害物质标识

WERMA article number 作马依德订货号:
240 210 55, 240 220 55, 240 110 50, 240 120 50
According to the SJ/T 11364-2014 Standard of the People's Republic of China for the Electronic Industry
本标准等同采用国家标准 GB/T 11364-2014 的规定编制

Component 部件名称	Lead lead (Pb)	Mercury 汞 (Hg)	Cadmium (Cd)	Hazardous Substances: 有害物质 Hexavalent Chromium 六价铬 (Cr (VI))	Polybrominated biphenyls 多溴联苯 (PBB)	Polybrominated diphenyl ethers 多溴二苯醚 (PBDE)
Plastic parts 塑料件	0	0	0	0	0	0
Label 标签	0	0	0	0	0	0
PCB and its electronics components 印刷电路板及其电子元件	X*	0	0	0	0	0
MU2 Plug and cable 插头和线缆	0	0	0	0	0	0
Cable tie 扎带	0	0	0	0	0	0

This table was developed according to the provisions of SJ/T 11364-2014
本表格依据 SJ/T 11364-2014 的规定编制

O: The content of such hazardous substance in all homogeneous materials of such component is below the limit required by GB/T 26572-2011.
X: The content of such hazardous substance in all homogeneous materials of such component is beyond the limit required by GB/T 26572-2011.
表示该有害物质在所有材料中的含量均在 GB/T 26572-2011 规定的限量要求以下。
表示该有害物质在所有材料中的含量超出 GB/T 26572-2011 规定的限量要求。
Enterprises may further explain the technical reasons for flicking "X" in the table above according to their actual situation herein.
企业可在此处, 根据实际原因对上表中打"X"的技术原因进行进一步说明。
*Exemptions according to EU RoHS 2011/65 Annex III and IV might be applied
*欧盟 RoHS 2011/65 附件 III 和 IV 的豁免可能适用

■ Restricted substances beyond limit required by GB/T 26572-2011.
有害物质含量超出 GB/T 26572-2011 的限值
EUP (Environment Friendly Use Period) 环保年限

Rielheim 里基姆, 23.11.2018
ppa. 授权 C. Höhler
Director R&D 研发总监